



DOTec CORP.

Customized Engineering Solutions

September 21, 2016

Unirac, Inc.
1411 Broadway Boulevard NE
Albuquerque, New Mexico 87102-1545
TEL: (505) 248-2702 (Technical Support)

Attn.: Engineering Department,

Re: Engineering Certification for Unirac's DGFT (Distribution Ground Fixed Tilt)

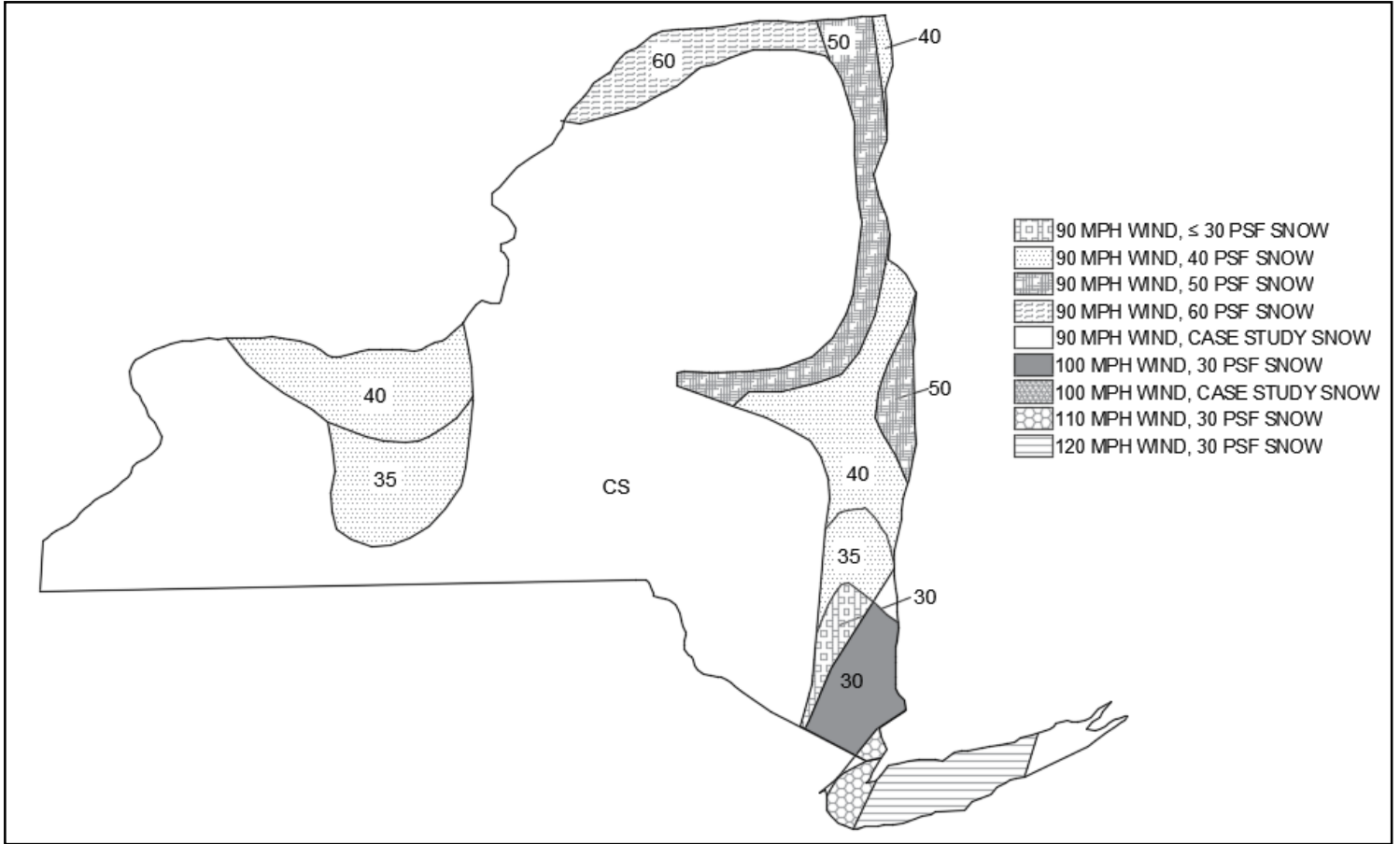
DOTec Engineering, Inc. has reviewed Unirac's DGFT design tool and design methodology. This approved design tool was utilized to develop the design tables listed below. The design methodology is acceptable for a code compliant, ground mount racking structure, supporting photovoltaic (PV) solar modules for residential/commercial.

All analysis and information included in the following DGFT design tables comply with the following:

1. 2009 International Building Code and 2012 International Building Code, by International Code Council, Inc., 2009 and 2012
2. ASCE/SEI 7-05 and ASCE/SEI 7-10 Minimum Design Loads and other Structures, by ASCE, 2006 and 2013
3. 2005 Aluminum Design Manual and 2010 Aluminum Design Manual (ADM), by the Aluminum Association, 2005 and 2010

This letter certifies that the structural analysis of the racking members, connections, and foundation designs (as listed in the following design tables) are in compliance with the above Codes.

See design tables on the following pages;



For Reference Only

| |
|---|
| NOTES: |
| 1. SEE SHEET SD-100 FOR TABLE/PILE REQUIREMENTS FOR A 60 CELL SOLAR PANEL. |
| 2. REFER TO SHEET SD-300 FOR TABLE CROSS SECTIONAL DIMENSIONS AND PARTS LIST. |
| 3. SEE DETAILS AND NOTES ON SHEETS SD-100 AND SD-400 FOR ADDITIONAL INFORMATION ON SOIL TYPES AND SELECTION OF PROPER FOUNDATION TYPE FOR EACH GFT INSTALLATION. THIS IS THE RESPONSIBILITY OF THE INSTALLER/PROJECT OWNER. |
| 4. SEE SHEET SD-100 FOR RACKING DESIGN CRITERIA |
| 5. SOLAR REQUIREMENTS (FROM OWNER): TABLE TILT ANGLE = 30 DEGREES LEADING EDGE HEIGHT = 30 IN (FROM TOP OF SOLAR PANEL TO GRADE) ROW TO ROW SPACING = VERIFY WITH SOLAR DRAWINGS SOLAR PANEL = BY OTHERS (SEE DIMENSION/WEIGHT LIMITS BELOW) SOLAR PANEL DIM. = 76.5" to 78.46" LENGTH, 38.6" to 39.4" WIDTH, 1.37" TO 1.50" THICKNESS SOLAR PANEL WEIGHT = 47.8 LBS TO 60 LBS NOTE: UNIRAC AND THE ENGINEER OF RECORD ARE NOT RESPONSIBLE FOR THE SOLAR DESIGN, PERFORMANCE, SHADING, ETC. OF THE SOLAR SYSTEM. THIS BELONGS TO THE SOLAR ENGINEER OF RECORD. |

| 90 MPH Wind; ≤ 30 psf Snow ; 72 Cell Module | | | | | | | | | | | | |
|---|------------|---------|--------------|------------|----------|--------------|------------|----------|--------------|------------|----------|--------------|
| Table Size | Exposure C | | | | | | Exposure B | | | | | |
| | Driven | | | Concrete | | | Driven | | | Concrete | | |
| | # of Piles | Dim A | Dim B | # of Piles | Dim A | Dim B | # of Piles | Dim A | Dim B | # of Piles | Dim A | Dim B |
| 2x4 | 2 | 8' - 0" | 2' - 8 5/8" | 2 | 8' - 0" | 2' - 8 5/8" | 2 | 8' - 0" | 2' - 8 5/8" | 2 | 8' - 0" | 2' - 8 5/8" |
| 2x5 | 3 | 6' - 0" | 2' - 4 1/2" | 2 | 9' - 9" | 3' - 6" | 2 | 9' - 9" | 3' - 6" | 2 | 9' - 9" | 3' - 6" |
| 2x6 | 3 | 7' - 0" | 3' - 0 3/8" | 3 | 7' - 0" | 3' - 0 3/8" | 2 | 11' - 9" | 4' - 1 7/8" | 2 | 11' - 9" | 4' - 1 7/8" |
| 2x7 | 3 | 8' - 3" | 3' - 5 1/8" | 3 | 8' - 3" | 3' - 5 1/8" | 3 | 8' - 3" | 3' - 5 1/8" | 2 | 13' - 9" | 4' - 9 5/8" |
| 2x8 | 4 | 7' - 0" | 2' - 10" | 3 | 9' - 6" | 3' - 10" | 3 | 9' - 6" | 3' - 10" | 3 | 9' - 6" | 3' - 10" |
| 2x9 | 4 | 7' - 9" | 3' - 4 2/8" | 4 | 7' - 9" | 3' - 4 1/4" | 3 | 10' - 9" | 4' - 2 3/4" | 3 | 10' - 9" | 4' - 2 3/4" |
| 2x10 | 5 | 7' - 0" | 2' - 7 5/8" | 4 | 8' - 9" | 3' - 6 1/8" | 3 | 11' - 9" | 4' - 10 5/8" | 3 | 11' - 9" | 4' - 10 5/8" |
| 2x11 | 5 | 7' - 6" | 3' - 3 1/2" | 4 | 9' - 6" | 4' - 0 1/2" | 4 | 9' - 6" | 4' - 0 1/2" | 3 | 13' - 0" | 5' - 3 1/2" |
| 2x12 | 6 | 6' - 9" | 3' - 0 3/4" | 5 | 8' - 3" | 3' - 5 1/4" | 4 | 10' - 6" | 4' - 2 1/4" | 4 | 10' - 6" | 4' - 2 1/4" |
| 2x13 | 6 | 7' - 6" | 2' - 10 1/8" | 5 | 9' - 0" | 3' - 7 1/8" | 4 | 11' - 3" | 4' - 8 5/8" | 4 | 11' - 3" | 4' - 8 5/8" |
| 2x14 | 6 | 8' - 0" | 3' - 2 7/8" | 5 | 9' - 9" | 3' - 8 7/8" | 4 | 12' - 3" | 4' - 10 3/8" | 4 | 12' - 3" | 4' - 10 3/8" |
| 2x15 | 7 | 7' - 3" | 3' - 1 3/4" | 5 | 10' - 3" | 4' - 4 3/4" | 5 | 10' - 3" | 4' - 4 3/4" | 4 | 13' - 0" | 5' - 4 3/4" |
| 2x16 | 7 | 7' - 9" | 3' - 3 5/8" | 6 | 9' - 0" | 4' - 0 5/8" | 5 | 11' - 0" | 4' - 6 5/8" | 5 | 11' - 0" | 4' - 6 5/8" |
| 2x17 | 8 | 7' - 3" | 2' - 9 7/8" | 6 | 9' - 9" | 3' - 9 7/8" | 6 | 9' - 9" | 3' - 9 7/8" | 5 | 11' - 9" | 4' - 8 3/8" |
| 2x18 | 8 | 7' - 9" | 2' - 8 3/4" | 6 | 10' - 3" | 4' - 2 3/4" | 6 | 10' - 3" | 4' - 2 3/4" | 5 | 12' - 6" | 4' - 10 1/4" |
| 2x19 | 8 | 8' - 0" | 3' - 6" | 7 | 9' - 3" | 3' - 9" | 6 | 10' - 9" | 4' - 7 1/2" | 5 | 13' - 0" | 5' - 6" |
| 2x20 | 9 | 7' - 6" | 3' - 1 7/8" | 7 | 9' - 9" | 3' - 10 7/8" | 6 | 11' - 6" | 4' - 4 7/8" | 6 | 11' - 6" | 4' - 4 7/8" |
| 2x21 | 9 | 8' - 0" | 2' - 9 3/4" | 7 | 10' - 3" | 4' - 0 3/4" | 7 | 10' - 3" | 4' - 0 3/4" | 6 | 12' - 0" | 4' - 9 3/4" |
| 2x22 | 10 | 7' - 6" | 2' - 8 1/2" | 8 | 9' - 3" | 4' - 1" | 7 | 10' - 9" | 4' - 2 1/2" | 6 | 12' - 6" | 5' - 2 1/2" |
| 2x23 | 10 | 7' - 9" | 3' - 2 7/8" | 8 | 9' - 9" | 3' - 11 7/8" | 7 | 11' - 3" | 4' - 4 3/8" | 7 | 11' - 3" | 4' - 4 3/8" |
| 2x24 | 11 | 7' - 3" | 3' - 6 1/8" | 8 | 10' - 3" | 3' - 10 5/8" | 8 | 10' - 3" | 3' - 10 5/8" | 7 | 11' - 9" | 4' - 6 1/8" |
| 2x25 | 11 | 7' - 9" | 2' - 8" | 9 | 9' - 6" | 3' - 5" | 8 | 10' - 6" | 4' - 8" | 7 | 12' - 3" | 4' - 8" |
| 2x26 | 11 | 8' - 0" | 3' - 0 7/8" | 9 | 9' - 9" | 4' - 0 7/8" | 8 | 11' - 0" | 4' - 6 7/8" | 7 | 12' - 9" | 4' - 9 7/8" |
| 2x27 | 12 | 7' - 6" | 3' - 5 5/8" | 10 | 9' - 0" | 4' - 2 5/8" | 8 | 11' - 6" | 4' - 5 5/8" | 8 | 11' - 6" | 4' - 5 5/8" |
| 2x28 | 12 | 7' - 9" | 3' - 9" | 10 | 9' - 6" | 3' - 7 1/2" | 9 | 10' - 6" | 4' - 4 1/2" | 8 | 11' - 9" | 5' - 3" |
| 2x29 | 13 | 7' - 6" | 3' - 0 1/4" | 10 | 9' - 9" | 4' - 1 3/4" | 9 | 11' - 0" | 4' - 0 1/4" | 8 | 12' - 3" | 5' - 1 3/4" |
| 2x30 | 13 | 7' - 9" | 3' - 2 1/8" | 10 | 10' - 0" | 4' - 8 1/8" | 9 | 11' - 3" | 4' - 8 1/8" | 8 | 12' - 9" | 5' - 0 5/8" |

| 90 MPH Wind; ≤ 30 psf Snow; 60 Cell Module | | | | | | | | | | | | |
|--|------------|----------|--------------|------------|----------|--------------|------------|----------|--------------|------------|----------|--------------|
| Table Size | Exposure C | | | | | | Exposure B | | | | | |
| | Driven | | | Concrete | | | Driven | | | Concrete | | |
| | # of Piles | Dim A | Dim B | # of Piles | Dim A | Dim B | # of Piles | Dim A | Dim B | # of Piles | Dim A | Dim B |
| 2x4 | 2 | 8' - 0" | 2' - 8 5/8" | 2 | 8' - 0" | 2' - 8 5/8" | 2 | 8' - 0" | 2' - 8 5/8" | 2 | 8' - 0" | 2' - 8 5/8" |
| 2x5 | 2 | 9' - 9" | 3' - 6" | 2 | 9' - 9" | 3' - 6" | 2 | 9' - 9" | 3' - 6" | 2 | 9' - 9" | 3' - 6" |
| 2x6 | 2 | 11' - 9" | 4' - 1 7/8" | 2 | 11' - 9" | 4' - 1 7/8" | 2 | 11' - 9" | 4' - 1 7/8" | 2 | 11' - 9" | 4' - 1 7/8" |
| 2x7 | 3 | 8' - 3" | 3' - 5 1/8" | 2 | 13' - 9" | 4' - 9 5/8" | 2 | 13' - 9" | 4' - 9 5/8" | 2 | 13' - 9" | 4' - 9 5/8" |
| 2x8 | 3 | 9' - 6" | 3' - 10" | 3 | 9' - 6" | 3' - 10" | 3 | 9' - 6" | 3' - 10" | 2 | 15' - 6" | 5' - 7" |
| 2x9 | 3 | 10' - 9" | 4' - 2 3/4" | 3 | 10' - 9" | 4' - 2 3/4" | 3 | 10' - 9" | 4' - 2 3/4" | 3 | 10' - 9" | 4' - 2 3/4" |
| 2x10 | 4 | 8' - 9" | 3' - 6 1/8" | 3 | 11' - 9" | 4' - 10 5/8" | 3 | 11' - 9" | 4' - 10 5/8" | 3 | 11' - 9" | 4' - 10 5/8" |
| 2x11 | 5 | 7' - 6" | 3' - 3 1/2" | 3 | 13' - 0" | 5' - 3 1/2" | 3 | 13' - 0" | 5' - 3 1/2" | 3 | 13' - 0" | 5' - 3 1/2" |
| 2x12 | 5 | 8' - 3" | 3' - 5 1/4" | 4 | 10' - 6" | 4' - 2 1/4" | 3 | 14' - 3" | 5' - 8 1/4" | 3 | 14' - 3" | 5' - 8 1/4" |
| 2x13 | 5 | 9' - 0" | 3' - 7 1/8" | 4 | 11' - 3" | 4' - 8 5/8" | 4 | 11' - 3" | 4' - 8 5/8" | 4 | 11' - 3" | 4' - 8 5/8" |
| 2x14 | 5 | 9' - 9" | 3' - 8 7/8" | 4 | 12' - 3" | 4' - 10 3/8" | 4 | 12' - 3" | 4' - 10 3/8" | 4 | 12' - 3" | 4' - 10 3/8" |
| 2x15 | 5 | 10' - 3" | 4' - 4 3/4" | 4 | 13' - 0" | 5' - 4 3/4" | 4 | 13' - 0" | 5' - 4 3/4" | 4 | 13' - 0" | 5' - 4 3/4" |
| 2x16 | 5 | 11' - 0" | 4' - 6 5/8" | 5 | 11' - 0" | 4' - 6 5/8" | 4 | 14' - 0" | 5' - 6 5/8" | 4 | 14' - 0" | 5' - 6 5/8" |
| 2x17 | 6 | 9' - 9" | 3' - 9 7/8" | 5 | 11' - 9" | 4' - 8 3/8" | 5 | 11' - 9" | 4' - 8 3/8" | 5 | 11' - 9" | 4' - 8 3/8" |
| 2x18 | 7 | 8' - 9" | 3' - 7 1/4" | 5 | 12' - 6" | 4' - 10 1/4" | 5 | 12' - 6" | 4' - 10 1/4" | 5 | 12' - 6" | 4' - 10 1/4" |
| 2x19 | 7 | 9' - 3" | 3' - 9" | 6 | 10' - 9" | 4' - 7 1/2" | 5 | 13' - 0" | 5' - 6" | 5 | 13' - 0" | 5' - 6" |
| 2x20 | 7 | 9' - 9" | 3' - 10 7/8" | 6 | 11' - 6" | 4' - 4 7/8" | 5 | 13' - 9" | 5' - 7 7/8" | 5 | 13' - 9" | 5' - 7 7/8" |
| 2x21 | 7 | 10' - 3" | 4' - 0 3/4" | 6 | 12' - 0" | 4' - 9 3/4" | 6 | 12' - 0" | 4' - 9 3/4" | 6 | 12' - 0" | 4' - 9 3/4" |
| 2x22 | 8 | 9' - 3" | 4' - 1" | 6 | 12' - 6" | 5' - 2 1/2" | 6 | 12' - 6" | 5' - 2 1/2" | 6 | 12' - 6" | 5' - 2 1/2" |
| 2x23 | 8 | 9' - 9" | 3' - 11 7/8" | 7 | 11' - 3" | 4' - 4 3/8" | 6 | 13' - 0" | 5' - 7 3/8" | 6 | 13' - 0" | 5' - 7 3/8" |
| 2x24 | 8 | 10' - 3" | 3' - 10 5/8" | 7 | 11' - 9" | 4' - 6 1/8" | 6 | 13' - 9" | 5' - 4 5/8" | 6 | 13' - 9" | 5' - 4 5/8" |
| 2x25 | 8 | 10' - 6" | 4' - 8" | 7 | 12' - 3" | 4' - 8" | 6 | 14' - 3" | 5' - 9 1/2" | 6 | 14' - 3" | 5' - 9 1/2" |
| 2x26 | 9 | 9' - 9" | 4' - 0 7/8" | 8 | 11' - 0" | 4' - 6 7/8" | 7 | 12' - 9" | 4' - 9 7/8" | 7 | 12' - 9" | 4' - 9 7/8" |
| 2x27 | 9 | 10' - 3" | 3' - 8 5/8" | 8 | 11' - 6" | 4' - 5 5/8" | 7 | 13' - 3" | 4' - 11 5/8" | 7 | 13' - 3" | 4' - 11 5/8" |
| 2x28 | 10 | 9' - 6" | 3' - 7 1/2" | 8 | 11' - 9" | 5' - 3" | 7 | 13' - 6" | 5' - 10 1/2" | 7 | 13' - 6" | 5' - 10 1/2" |
| 2x29 | 10 | 9' - 9" | 4' - 1 3/4" | 9 | 11' - 0" | 4' - 0 1/4" | 8 | 12' - 3" | 5' - 1 3/4" | 7 | 14' - 0" | 6' - 0 1/4" |
| 2x30 | 10 | 10' - 0" | 4' - 8 1/8" | 9 | 11' - 3" | 4' - 8 1/8" | 8 | 12' - 9" | 5' - 0 5/8" | 8 | 12' - 9" | 5' - 0 5/8" |

NOTES:

- FOR DIMENSIONS A & B SEE 'PLAN VIEW OF TABLE' ON SHEET SD-300. THESE DIMENSIONS SHALL NOT BE EXCEEDED BY 2".
- DESIGN LOADS SHOWN ABOVE AND FINAL DESINGS ARE BASED ON ASCE 7-05.
- EXPOSURE B SHALL APPLY WHERE THE GROUND SURFACE ROUGHNESS CONDITION B PREVAILS FOR A DISTANCE OF 1,500 FEET.
- SURFACE ROUGHNESS B IS DEFINED AS URBAN AND SUBURBAN AREAS, WOODED AREAS, OR OTHER TERRAIN WITH NUMEROUS CLOSELY SPACED OBSTRUCTIONS HAVING THE SIZE OF SINGLE-FAMILY DWELLINGS OR LARGER.
- EXPOSURE C SHALL BE USED WHEN EXPOSURE B DOES NOT APPLY OR MEETS THE CRITERIA FOR SURFACE ROUGHNESS C PERTAINING TO OPEN TERRAIN WITH SCATTERED OBSTRUCTIONS.
- CONCRETE PILES AND PARTIAL CONCRETE CAN UTILIZE THE 12.5 FOOT TOTAL LENGTH PILE. DRIVEN PILES AND PARTIAL DRIVEN PILES REQUIRE THE 15.0 FOOT TOTAL LENGTH PILE.

| 100 MPH Wind; ≤ 30 PSF Snow; 72 Cell Module | | | | | | | | | | | | |
|---|------------|---------|--------------|------------|---------|--------------|------------|---------|--------------|------------|----------|--------------|
| Table Size | Exposure C | | | | | | Exposure B | | | | | |
| | Driven | | | Concrete | | | Driven | | | Concrete | | |
| | # of Piles | Dim A | Dim B | # of Piles | Dim A | Dim B | # of Piles | Dim A | Dim B | # of Piles | Dim A | Dim B |
| 2x4 | 3 | 4' - 9" | 1' - 11 5/8" | 2 | 8' - 0" | 2' - 8 5/8" | 2 | 8' - 0" | 2' - 8 5/8" | 2 | 8' - 0" | 2' - 8 5/8" |
| 2x5 | 3 | 6' - 0" | 2' - 4 1/2" | 3 | 6' - 0" | 2' - 4 1/2" | 2 | 9' - 9" | 3' - 6" | 2 | 9' - 9" | 3' - 6" |
| 2x6 | 4 | 5' - 3" | 2' - 1 7/8" | 3 | 7' - 0" | 3' - 0 3/8" | 3 | 7' - 0" | 3' - 0 3/8" | 2 | 11' - 9" | 4' - 1 7/8" |
| 2x7 | 4 | 6' - 0" | 2' - 8 1/8" | 3 | 8' - 3" | 3' - 5 1/8" | 3 | 8' - 3" | 3' - 5 1/8" | 3 | 8' - 3" | 3' - 5 1/8" |
| 2x8 | 5 | 5' - 6" | 2' - 4" | 4 | 7' - 0" | 2' - 10" | 3 | 9' - 6" | 3' - 10" | 3 | 9' - 6" | 3' - 10" |
| 2x9 | 5 | 6' - 3" | 2' - 5 3/4" | 4 | 7' - 9" | 3' - 4 1/4" | 4 | 7' - 9" | 3' - 4 1/4" | 3 | 10' - 9" | 4' - 2 3/4" |
| 2x10 | 6 | 5' - 9" | 2' - 3 1/8" | 5 | 7' - 0" | 2' - 7 5/8" | 4 | 8' - 9" | 3' - 6 1/8" | 3 | 11' - 9" | 4' - 10 5/8" |
| 2x11 | 6 | 6' - 3" | 2' - 8" | 5 | 7' - 6" | 3' - 3 1/2" | 4 | 9' - 6" | 4' - 0 1/2" | 4 | 9' - 6" | 4' - 0 1/2" |
| 2x12 | 7 | 5' - 9" | 2' - 8 1/4" | 6 | 6' - 9" | 3' - 0 3/4" | 5 | 8' - 3" | 3' - 5 1/4" | 4 | 10' - 6" | 4' - 2 1/4" |
| 2x13 | 7 | 6' - 3" | 2' - 10 1/8" | 6 | 7' - 6" | 2' - 10 1/8" | 5 | 9' - 0" | 3' - 7 1/8" | 4 | 11' - 3" | 4' - 8 5/8" |
| 2x14 | 8 | 6' - 0" | 2' - 2 7/8" | 6 | 8' - 0" | 3' - 2 7/8" | 5 | 9' - 9" | 3' - 8 7/8" | 5 | 9' - 9" | 3' - 8 7/8" |
| 2x15 | 8 | 6' - 3" | 3' - 0 1/4" | 7 | 7' - 3" | 3' - 1 3/4" | 6 | 8' - 6" | 3' - 7 3/4" | 5 | 10' - 3" | 4' - 4 3/4" |
| 2x16 | 9 | 6' - 0" | 2' - 6 5/8" | 7 | 7' - 9" | 3' - 3 5/8" | 6 | 9' - 0" | 4' - 0 5/8" | 5 | 11' - 0" | 4' - 6 5/8" |
| 2x17 | 9 | 6' - 6" | 2' - 2 3/8" | 8 | 7' - 3" | 2' - 9 7/8" | 6 | 9' - 9" | 3' - 9 7/8" | 5 | 11' - 9" | 4' - 8 3/8" |
| 2x18 | 10 | 6' - 0" | 2' - 10 1/4" | 8 | 7' - 9" | 2' - 8 3/4" | 7 | 8' - 9" | 3' - 7 1/4" | 6 | 10' - 3" | 4' - 2 3/4" |
| 2x19 | 10 | 6' - 6" | 2' - 3" | 8 | 8' - 0" | 3' - 6" | 7 | 9' - 3" | 3' - 9" | 6 | 10' - 9" | 4' - 7 1/2" |
| 2x20 | 11 | 6' - 0" | 3' - 1 7/8" | 9 | 7' - 6" | 3' - 1 7/8" | 7 | 9' - 9" | 3' - 10 7/8" | 6 | 11' - 6" | 4' - 4 7/8" |
| 2x21 | 12 | 6' - 0" | 1' - 9 3/4" | 9 | 8' - 0" | 2' - 9 3/4" | 8 | 9' - 0" | 3' - 3 3/4" | 7 | 10' - 3" | 4' - 0 3/4" |
| 2x22 | 12 | 6' - 3" | 2' - 1" | 10 | 7' - 6" | 2' - 8 1/2" | 8 | 9' - 3" | 4' - 1" | 7 | 10' - 9" | 4' - 2 1/2" |
| 2x23 | 12 | 6' - 6" | 2' - 4 3/8" | 10 | 7' - 9" | 3' - 2 7/8" | 8 | 9' - 9" | 3' - 11 7/8" | 7 | 11' - 3" | 4' - 4 3/8" |
| 2x24 | 13 | 6' - 3" | 2' - 3 1/8" | 10 | 8' - 0" | 3' - 9 1/8" | 9 | 9' - 0" | 3' - 9 1/8" | 7 | 11' - 9" | 4' - 6 1/8" |
| 2x25 | 13 | 6' - 6" | 2' - 5" | 11 | 7' - 9" | 2' - 8" | 9 | 9' - 6" | 3' - 5" | 8 | 10' - 6" | 4' - 8" |
| 2x26 | 14 | 6' - 3" | 2' - 5 3/8" | 11 | 8' - 0" | 3' - 0 7/8" | 9 | 9' - 9" | 4' - 0 7/8" | 8 | 11' - 0" | 4' - 6 7/8" |
| 2x27 | 14 | 6' - 6" | 2' - 5 5/8" | 12 | 7' - 6" | 3' - 5 5/8" | 10 | 9' - 0" | 4' - 2 5/8" | 8 | 11' - 6" | 4' - 5 5/8" |
| 2x28 | 15 | 6' - 3" | 2' - 7 1/2" | 12 | 7' - 9" | 3' - 9" | 10 | 9' - 6" | 3' - 7 1/2" | 8 | 11' - 9" | 5' - 3" |
| 2x29 | 15 | 6' - 6" | 2' - 6 1/4" | 13 | 7' - 6" | 3' - 0 1/4" | 10 | 9' - 9" | 4' - 1 3/4" | 9 | 11' - 0" | 4' - 0 1/4" |
| 2x30 | 16 | 6' - 3" | 2' - 9 5/8" | 13 | 7' - 9" | 3' - 2 1/8" | 11 | 9' - 3" | 3' - 5 1/8" | 9 | 11' - 3" | 4' - 8 1/8" |

| 100 MPH Wind; ≤ 30 PSF Snow; 60 Cell Module | | | | | | | | | | | | |
|---|------------|---------|--------------|------------|----------|--------------|------------|----------|--------------|------------|----------|--------------|
| Table Size | Exposure C | | | | | | Exposure B | | | | | |
| | Driven | | | Concrete | | | Driven | | | Concrete | | |
| | # of Piles | Dim A | Dim B | # of Piles | Dim A | Dim B | # of Piles | Dim A | Dim B | # of Piles | Dim A | Dim B |
| 2x4 | 2 | 8' - 0" | 2' - 8 5/8" | 2 | 8' - 0" | 2' - 8 5/8" | 2 | 8' - 0" | 2' - 8 5/8" | 2 | 8' - 0" | 2' - 8 5/8" |
| 2x5 | 3 | 6' - 0" | 2' - 4 1/2" | 2 | 9' - 9" | 3' - 6" | 2 | 9' - 9" | 3' - 6" | 2 | 9' - 9" | 3' - 6" |
| 2x6 | 3 | 7' - 0" | 3' - 0 3/8" | 3 | 7' - 0" | 3' - 0 3/8" | 2 | 11' - 9" | 4' - 1 7/8" | 2 | 11' - 9" | 4' - 1 7/8" |
| 2x7 | 3 | 8' - 3" | 3' - 5 1/8" | 3 | 8' - 3" | 3' - 5 1/8" | 2 | 13' - 9" | 4' - 9 5/8" | 2 | 13' - 9" | 4' - 9 5/8" |
| 2x8 | 4 | 7' - 0" | 2' - 10" | 3 | 9' - 6" | 3' - 10" | 3 | 9' - 6" | 3' - 10" | 3 | 9' - 6" | 3' - 10" |
| 2x9 | 4 | 7' - 9" | 3' - 4 1/4" | 3 | 10' - 9" | 4' - 2 3/4" | 3 | 10' - 9" | 4' - 2 3/4" | 3 | 10' - 9" | 4' - 2 3/4" |
| 2x10 | 4 | 8' - 9" | 3' - 6 1/8" | 4 | 8' - 9" | 3' - 6 1/8" | 3 | 11' - 9" | 4' - 10 5/8" | 3 | 11' - 9" | 4' - 10 5/8" |
| 2x11 | 5 | 7' - 6" | 3' - 3 1/2" | 4 | 9' - 6" | 4' - 0 1/2" | 3 | 13' - 0" | 5' - 3 1/2" | 3 | 13' - 0" | 5' - 3 1/2" |
| 2x12 | 5 | 8' - 3" | 3' - 5 1/4" | 4 | 10' - 6" | 4' - 2 1/4" | 4 | 10' - 6" | 4' - 2 1/4" | 4 | 10' - 6" | 4' - 2 1/4" |
| 2x13 | 6 | 7' - 6" | 2' - 10 1/8" | 4 | 11' - 3" | 4' - 8 5/8" | 4 | 11' - 3" | 4' - 8 5/8" | 4 | 11' - 3" | 4' - 8 5/8" |
| 2x14 | 6 | 8' - 0" | 3' - 2 7/8" | 5 | 9' - 9" | 3' - 8 7/8" | 4 | 12' - 3" | 4' - 10 3/8" | 4 | 12' - 3" | 4' - 10 3/8" |
| 2x15 | 6 | 8' - 6" | 3' - 7 3/4" | 5 | 10' - 3" | 4' - 4 3/4" | 4 | 13' - 0" | 5' - 4 3/4" | 4 | 13' - 0" | 5' - 4 3/4" |
| 2x16 | 7 | 7' - 9" | 3' - 3 5/8" | 5 | 11' - 0" | 4' - 6 5/8" | 5 | 11' - 0" | 4' - 6 5/8" | 4 | 14' - 0" | 5' - 6 5/8" |
| 2x17 | 7 | 8' - 3" | 3' - 5 3/8" | 6 | 9' - 9" | 3' - 9 7/8" | 5 | 11' - 9" | 4' - 8 3/8" | 5 | 11' - 9" | 4' - 8 3/8" |
| 2x18 | 7 | 8' - 9" | 3' - 7 1/4" | 6 | 10' - 3" | 4' - 2 3/4" | 5 | 12' - 6" | 4' - 10 1/4" | 5 | 12' - 6" | 4' - 10 1/4" |
| 2x19 | 8 | 8' - 0" | 3' - 6" | 6 | 10' - 9" | 4' - 7 1/2" | 5 | 13' - 0" | 5' - 6" | 5 | 13' - 0" | 5' - 6" |
| 2x20 | 8 | 8' - 6" | 3' - 4 7/8" | 7 | 9' - 9" | 3' - 10 7/8" | 6 | 11' - 6" | 4' - 4 7/8" | 5 | 13' - 9" | 5' - 7 7/8" |
| 2x21 | 9 | 8' - 0" | 2' - 9 3/4" | 7 | 10' - 3" | 4' - 0 3/4" | 6 | 12' - 0" | 4' - 9 3/4" | 6 | 12' - 0" | 4' - 9 3/4" |
| 2x22 | 9 | 8' - 3" | 3' - 5 1/2" | 7 | 10' - 9" | 4' - 2 1/2" | 6 | 12' - 6" | 5' - 2 1/2" | 6 | 12' - 6" | 5' - 2 1/2" |
| 2x23 | 9 | 8' - 9" | 3' - 1 3/8" | 8 | 9' - 9" | 3' - 11 7/8" | 6 | 13' - 0" | 5' - 7 3/8" | 6 | 13' - 0" | 5' - 7 3/8" |
| 2x24 | 10 | 8' - 0" | 3' - 9 1/8" | 8 | 10' - 3" | 3' - 10 5/8" | 7 | 11' - 9" | 4' - 6 1/8" | 6 | 13' - 9" | 5' - 4 5/8" |
| 2x25 | 10 | 8' - 6" | 3' - 2" | 8 | 10' - 6" | 4' - 8" | 7 | 12' - 3" | 4' - 8" | 7 | 12' - 3" | 4' - 8" |
| 2x26 | 10 | 8' - 9" | 3' - 8 3/8" | 8 | 11' - 0" | 4' - 6 7/8" | 7 | 12' - 9" | 4' - 9 7/8" | 7 | 12' - 9" | 4' - 9 7/8" |
| 2x27 | 11 | 8' - 3" | 3' - 5 5/8" | 9 | 10' - 3" | 3' - 8 5/8" | 8 | 11' - 6" | 4' - 5 5/8" | 7 | 13' - 3" | 4' - 11 5/8" |
| 2x28 | 11 | 8' - 6" | 3' - 10 1/2" | 9 | 10' - 6" | 4' - 4 1/2" | 8 | 11' - 9" | 5' - 3" | 8 | 11' - 9" | 5' - 3" |
| 2x29 | 12 | 8' - 0" | 4' - 0 1/4" | 10 | 9' - 9" | 4' - 1 3/4" | 8 | 12' - 3" | 5' - 1 3/4" | 8 | 12' - 3" | 5' - 1 3/4" |
| 2x30 | 12 | 8' - 6" | 2' - 11 1/8" | 10 | 10' - 0" | 4' - 8 1/8" | 8 | 12' - 9" | 5' - 0 5/8" | 8 | 12' - 9" | 5' - 0 5/8" |

| 110 MPH Wind; ≤30 PSF Snow; 72 Cell Module | | | | | | | | | | | | |
|--|------------|---------|--------------|------------|---------|--------------|------------|---------|--------------|------------|----------|--------------|
| Table Size | Exposure C | | | | | | Exposure B | | | | | |
| | Driven | | | Concrete | | | Driven | | | Concrete | | |
| | # of Piles | Dim A | Dim B | # of Piles | Dim A | Dim B | # of Piles | Dim A | Dim B | # of Piles | Dim A | Dim B |
| 2x4 | 3 | 4' - 9" | 1' - 11 5/8" | 2 | 8' - 0" | 2' - 8 5/8" | 2 | 8' - 0" | 2' - 8 5/8" | 2 | 8' - 0" | 2' - 8 5/8" |
| 2x5 | 3 | 6' - 0" | 2' - 4 1/2" | 3 | 6' - 0" | 2' - 4 1/2" | 2 | 9' - 9" | 3' - 7" | 2 | 9' - 9" | 3' - 7" |
| 2x6 | 4 | 5' - 3" | 2' - 1 7/8" | 3 | 7' - 0" | 3' - 0 3/8" | 3 | 7' - 0" | 3' - 0 3/8" | 2 | 11' - 9" | 4' - 1 7/8" |
| 2x7 | 4 | 6' - 0" | 2' - 8 1/8" | 4 | 6' - 0" | 2' - 8 1/8" | 3 | 8' - 3" | 3' - 5 1/8" | 3 | 8' - 3" | 3' - 5 1/8" |
| 2x8 | 5 | 5' - 6" | 2' - 4" | 4 | 7' - 0" | 2' - 10" | 4 | 7' - 0" | 2' - 10" | 3 | 9' - 6" | 3' - 10" |
| 2x9 | 5 | 6' - 3" | 2' - 5 3/4" | 5 | 6' - 3" | 2' - 5 3/4" | 4 | 7' - 9" | 3' - 4 1/4" | 3 | 10' - 9" | 4' - 2 3/4" |
| 2x10 | 6 | 5' - 9" | 2' - 3 1/8" | 5 | 7' - 0" | 2' - 7 5/8" | 4 | 8' - 9" | 3' - 6 1/8" | 4 | 8' - 9" | 3' - 6 1/8" |
| 2x11 | 7 | 5' - 3" | 2' - 6 1/2" | 5 | 7' - 6" | 3' - 3 1/2" | 5 | 7' - 6" | 3' - 3 1/2" | 4 | 9' - 6" | 4' - 0 1/2" |
| 2x12 | 7 | 5' - 9" | 2' - 8 1/4" | 6 | 6' - 9" | 3' - 0 3/4" | 5 | 8' - 3" | 3' - 5 1/4" | 4 | 10' - 6" | 4' - 2 1/4" |
| 2x13 | 8 | 5' - 6" | 2' - 4 1/8" | 6 | 7' - 6" | 2' - 10 1/8" | 5 | 9' - 0" | 3' - 7 1/8" | 4 | 11' - 3" | 4' - 8 5/8" |
| 2x14 | 8 | 6' - 0" | 2' - 2 7/8" | 7 | 6' - 9" | 2' - 11 7/8" | 6 | 8' - 0" | 3' - 2 7/8" | 5 | 9' - 9" | 3' - 8 7/8" |
| 2x15 | 9 | 5' - 9" | 1' - 10 3/4" | 7 | 7' - 3" | 3' - 1 3/4" | 6 | 8' - 6" | 3' - 7 3/4" | 5 | 10' - 3" | 4' - 4 3/4" |
| 2x16 | 9 | 6' - 0" | 2' - 6 5/8" | 8 | 6' - 9" | 2' - 11 1/8" | 6 | 9' - 0" | 4' - 0 5/8" | 5 | 11' - 0" | 4' - 6 5/8" |
| 2x17 | 10 | 5' - 9" | 2' - 3 7/8" | 8 | 7' - 3" | 2' - 9 7/8" | 7 | 8' - 3" | 3' - 5 3/8" | 6 | 9' - 9" | 3' - 9 7/8" |
| 2x18 | 11 | 5' - 6" | 2' - 4 1/4" | 9 | 6' - 9" | 2' - 10 1/4" | 7 | 8' - 9" | 3' - 7 1/4" | 6 | 10' - 3" | 4' - 2 3/4" |
| 2x19 | 11 | 5' - 9" | 2' - 9" | 9 | 7' - 3" | 2' - 6" | 8 | 8' - 0" | 3' - 6" | 6 | 10' - 9" | 4' - 7 1/2" |
| 2x20 | 12 | 5' - 6" | 2' - 10 7/8" | 10 | 6' - 9" | 2' - 9 3/8" | 8 | 8' - 6" | 3' - 4 7/8" | 7 | 9' - 9" | 3' - 10 7/8" |
| 2x21 | 12 | 6' - 0" | 1' - 9 3/4" | 10 | 7' - 0" | 3' - 3 3/4" | 8 | 9' - 0" | 3' - 3 3/4" | 7 | 10' - 3" | 4' - 0 3/4" |
| 2x22 | 13 | 5' - 9" | 1' - 11 1/2" | 11 | 6' - 9" | 2' - 8 1/2" | 9 | 8' - 3" | 3' - 5 1/2" | 7 | 10' - 9" | 4' - 2 1/2" |
| 2x23 | 13 | 6' - 0" | 2' - 1 3/8" | 11 | 7' - 0" | 3' - 1 3/8" | 9 | 8' - 9" | 3' - 1 3/8" | 8 | 9' - 9" | 3' - 11 7/8" |
| 2x24 | 14 | 5' - 9" | 2' - 4 5/8" | 11 | 7' - 3" | 3' - 6 1/8" | 9 | 9' - 0" | 3' - 9 1/8" | 8 | 10' - 3" | 3' - 10 5/8" |
| 2x25 | 14 | 6' - 0" | 2' - 5" | 12 | 7' - 0" | 2' - 11" | 10 | 8' - 6" | 3' - 2" | 8 | 10' - 6" | 4' - 8" |
| 2x26 | 15 | 5' - 9" | 2' - 9 7/8" | 12 | 7' - 3" | 3' - 2 3/8" | 10 | 8' - 9" | 3' - 8 3/8" | 8 | 11' - 0" | 4' - 6 7/8" |
| 2x27 | 15 | 6' - 0" | 2' - 8 5/8" | 12 | 7' - 6" | 3' - 5 5/8" | 10 | 9' - 0" | 4' - 2 5/8" | 9 | 10' - 3" | 3' - 8 5/8" |
| 2x28 | | | | 13 | 7' - 3" | 2' - 10 1/2" | 11 | 8' - 6" | 3' - 10 1/2" | 9 | 10' - 6" | 4' - 4 1/2" |
| 2x29 | | | | 13 | 7' - 6" | 3' - 0 1/4" | 11 | 8' - 9" | 4' - 3 1/4" | 10 | 9' - 9" | 4' - 1 3/4" |
| 2x30 | | | | 14 | 7' - 3" | 2' - 6 5/8" | 12 | 8' - 6" | 2' - 11 1/8" | 10 | 10' - 0" | 4' - 8 1/8" |

| 110 MPH Wind; ≤30 PSF Snow; 60 Cell Module | | | | | | | | | | | | |
|--|------------|---------|--------------|------------|----------|--------------|------------|----------|--------------|------------|----------|--------------|
| Table Size | Exposure C | | | | | | Exposure B | | | | | |
| | Driven | | | Concrete | | | Driven | | | Concrete | | |
| | # of Piles | Dim A | Dim B | # of Piles | Dim A | Dim B | # of Piles | Dim A | Dim B | # of Piles | Dim A | Dim B |
| 2x4 | 2 | 8' - 0" | 2' - 8 5/8" | 2 | 8' - 0" | 2' - 8 5/8" | 2 | 8' - 0" | 2' - 8 5/8" | 2 | 8' - 0" | 2' - 8 5/8" |
| 2x5 | 3 | 6' - 0" | 2' - 4 1/2" | 2 | 9' - 9" | 3' - 6" | 2 | 9' - 9" | 3' - 6" | 2 | 9' - 9" | 3' - 6" |
| 2x6 | 3 | 7' - 0" | 3' - 0 3/8" | 3 | 7' - 0" | 3' - 0 3/8" | 2 | 11' - 9" | 4' - 1 7/8" | 2 | 11' - 9" | 4' - 1 7/8" |
| 2x7 | 3 | 8' - 3" | 3' - 5 1/8" | 3 | 8' - 3" | 3' - 5 1/8" | 3 | 8' - 3" | 3' - 5 1/8" | 2 | 13' - 9" | 4' - 9 5/8" |
| 2x8 | 4 | 7' - 0" | 2' - 10" | 3 | 9' - 6" | 3' - 10" | 3 | 9' - 6" | 3' - 10" | 3 | 9' - 6" | 3' - 10" |
| 2x9 | 4 | 7' - 9" | 3' - 4 1/4" | 4 | 7' - 9" | 3' - 4 1/4" | 3 | 10' - 9" | 4' - 2 3/4" | 3 | 10' - 9" | 4' - 2 3/4" |
| 2x10 | 5 | 7' - 0" | 2' - 7 5/8" | 4 | 8' - 9" | 3' - 6 1/8" | 3 | 11' - 9" | 4' - 10 5/8" | 3 | 11' - 9" | 4' - 10 5/8" |
| 2x11 | 5 | 7' - 6" | 3' - 3 1/2" | 4 | 9' - 6" | 4' - 0 1/2" | 4 | 9' - 6" | 4' - 0 1/2" | 3 | 13' - 0" | 5' - 3 1/2" |
| 2x12 | 5 | 8' - 3" | 3' - 5 1/4" | 5 | 8' - 3" | 3' - 5 1/4" | 4 | 10' - 6" | 4' - 2 1/4" | 4 | 10' - 6" | 4' - 2 1/4" |
| 2x13 | 6 | 7' - 6" | 2' - 10 1/8" | 5 | 9' - 0" | 3' - 7 1/8" | 4 | 11' - 3" | 4' - 8 5/8" | 4 | 11' - 3" | 4' - 8 5/8" |
| 2x14 | 6 | 8' - 0" | 3' - 2 7/8" | 5 | 9' - 9" | 3' - 8 7/8" | 4 | 12' - 3" | 4' - 10 3/8" | 4 | 12' - 3" | 4' - 10 3/8" |
| 2x15 | 7 | 7' - 3" | 3' - 1 3/4" | 5 | 10' - 3" | 4' - 4 3/4" | 5 | 10' - 3" | 4' - 4 3/4" | 4 | 13' - 0" | 5' - 4 3/4" |
| 2x16 | 7 | 7' - 9" | 3' - 3 5/8" | 6 | 9' - 0" | 4' - 0 5/8" | 5 | 11' - 0" | 4' - 6 5/8" | 5 | 11' - 0" | 4' - 6 5/8" |
| 2x17 | 7 | 8' - 3" | 3' - 5 3/8" | 6 | 9' - 9" | 3' - 9 7/8" | 5 | 11' - 9" | 4' - 8 3/8" | 5 | 11' - 9" | 4' - 8 3/8" |
| 2x18 | 8 | 7' - 9" | 2' - 8 3/4" | 6 | 10' - 3" | 4' - 2 3/4" | 6 | 10' - 3" | 4' - 2 3/4" | 5 | 12' - 6" | 4' - 10 1/4" |
| 2x19 | 8 | 8' - 0" | 3' - 6" | 7 | 9' - 3" | 3' - 9" | 6 | 10' - 9" | 4' - 7 1/2" | 5 | 13' - 0" | 5' - 6" |
| 2x20 | 9 | 7' - 6" | 3' - 1 7/8" | 7 | 9' - 9" | 3' - 10 7/8" | 6 | 11' - 6" | 4' - 4 7/8" | 6 | 11' - 6" | 4' - 4 7/8" |
| 2x21 | 9 | 8' - 0" | 2' - 9 3/4" | 7 | 10' - 3" | 4' - 0 3/4" | 6 | 12' - 0" | 4' - 9 3/4" | 6 | 12' - 0" | 4' - 9 3/4" |
| 2x22 | 10 | 7' - 6" | 2' - 8 1/2" | 8 | 9' - 3" | 4' - 1" | 7 | 10' - 9" | 4' - 2 1/2" | 6 | 12' - 6" | 5' - 2 1/2" |
| 2x23 | 10 | 7' - 9" | 3' - 2 7/8" | 8 | 9' - 9" | 3' - 11 7/8" | 7 | 11' - 3" | 4' - 4 3/8" | 6 | 13' - 0" | 5' - 7 3/8" |
| 2x24 | 10 | 8' - 0" | 3' - 9 1/8" | 8 | 10' - 3" | 3' - 10 5/8" | 7 | 11' - 9" | 4' - 6 1/8" | 7 | 11' - 9" | 4' - 6 1/8" |
| 2x25 | 11 | 7' - 9" | 2' - 8" | 9 | 9' - 6" | 3' - 5" | 8 | 10' - 6" | 4' - 8" | 7 | 12' - 3" | 4' - 8" |
| 2x26 | 11 | 8' - 0" | 3' - 0 7/8" | 9 | 9' - 9" | 4' - 0 7/8" | 8 | 11' - 0" | 4' - 6 7/8" | 7 | 12' - 9" | 4' - 9 7/8" |
| 2x27 | 12 | 7' - 6" | 3' - 5 5/8" | 10 | 9' - 0" | 4' - 2 5/8" | 8 | 11' - 6" | 4' - 5 5/8" | 7 | 13' - 3" | 4' - 11 5/8" |
| 2x28 | 12 | 7' - 9" | 3' - 9" | 10 | 9' - 6" | 3' - 7 1/2" | 8 | 11' - 9" | 5' - 3" | 8 | 11' - 9" | 5' - 3" |
| 2x29 | 13 | 7' - 6" | 3' - 0 1/4" | 10 | 9' - 9" | 4' - 1 3/4" | 9 | 11' - 0" | 4' - 0 1/4" | 8 | 12' - 3" | 5' - 1 3/4" |
| 2x30 | 13 | 7' - 9" | 3' - 2 1/8" | 11 | 9' - 3" | 3' - 5 1/8" | 9 | 11' - 3" | 4' - 8 1/8" | 8 | 12' - 9" | 5' - 0 5/8" |

| 120 MPH Wind; ≤30 PSF Snow; 72 Cell Module | | | | | | | | | | | | |
|--|------------|---------|--------------|------------|---------|--------------|------------|---------|--------------|------------|---------|--------------|
| Table Size | Exposure C | | | | | | Exposure B | | | | | |
| | Driven | | | Concrete | | | Driven | | | Concrete | | |
| | # of Piles | Dim A | Dim B | # of Piles | Dim A | Dim B | # of Piles | Dim A | Dim B | # of Piles | Dim A | Dim B |
| 2x4 | 3 | 4' - 9" | 1' - 11 5/8" | 3 | 4' - 9" | 1' - 11 5/8" | 2 | 8' - 0" | 2' - 8 5/8" | 2 | 8' - 0" | 2' - 8 5/8" |
| 2x5 | 4 | 4' - 6" | 1' - 7 1/2" | 3 | 6' - 0" | 2' - 4 1/2" | 3 | 6' - 0" | 2' - 4 1/2" | 2 | 9' - 9" | 3' - 6" |
| 2x6 | 4 | 5' - 3" | 2' - 1 7/8" | 4 | 5' - 3" | 2' - 1 7/8" | 3 | 7' - 0" | 3' - 0 3/8" | 3 | 7' - 0" | 3' - 0 3/8" |
| 2x7 | 5 | 4' - 9" | 2' - 2 1/8" | 4 | 6' - 0" | 2' - 8 1/8" | 4 | 6' - 0" | 2' - 8 1/8" | 3 | 8' - 3" | 3' - 5 1/8" |
| 2x8 | 6 | 4' - 6" | 2' - 1" | 5 | 5' - 6" | 2' - 4" | 4 | 7' - 0" | 2' - 10" | 3 | 9' - 6" | 3' - 10" |
| 2x9 | 6 | 5' - 3" | 1' - 10 1/4" | 5 | 6' - 3" | 2' - 5 3/4" | 4 | 7' - 9" | 3' - 4 1/4" | 4 | 7' - 9" | 3' - 4 1/4" |
| 2x10 | 7 | 5' - 0" | 1' - 7 5/8" | 6 | 5' - 9" | 2' - 3 1/8" | 5 | 7' - 0" | 2' - 7 5/8" | 4 | 8' - 9" | 3' - 6 1/8" |
| 2x11 | 8 | 4' - 9" | 1' - 8" | 6 | 6' - 3" | 2' - 8" | 5 | 7' - 6" | 3' - 3 1/2" | 4 | 9' - 6" | 4' - 0 1/2" |
| 2x12 | 8 | 5' - 0" | 2' - 5 1/4" | 7 | 5' - 9" | 2' - 8 1/4" | 6 | 6' - 9" | 3' - 0 3/4" | 5 | 8' - 3" | 3' - 5 1/4" |
| 2x13 | 9 | 5' - 0" | 1' - 7 1/8" | 7 | 6' - 3" | 2' - 10 1/8" | 6 | 7' - 6" | 2' - 10 1/8" | 5 | 9' - 0" | 3' - 7 1/8" |
| 2x14 | 10 | 4' - 9" | 1' - 10 3/8" | 8 | 6' - 0" | 2' - 2 7/8" | 7 | 6' - 9" | 2' - 11 7/8" | 6 | 8' - 0" | 3' - 2 7/8" |
| 2x15 | 11 | 4' - 6" | 2' - 4 3/4" | 9 | 5' - 9" | 1' - 10 3/4" | 7 | 7' - 3" | 3' - 1 3/4" | 6 | 8' - 6" | 3' - 7 3/4" |
| 2x16 | 11 | 5' - 0" | 1' - 6 5/8" | 9 | 6' - 0" | 2' - 6 5/8" | 8 | 6' - 9" | 2' - 11 1/8" | 6 | 9' - 0" | 4' - 0 5/8" |
| 2x17 | 12 | 4' - 9" | 2' - 0 7/8" | 10 | 5' - 9" | 2' - 3 7/8" | 8 | 7' - 3" | 2' - 9 7/8" | 7 | 8' - 3" | 3' - 5 3/8" |
| 2x18 | 12 | 5' - 0" | 2' - 4 1/4" | 10 | 6' - 0" | 2' - 10 1/4" | 9 | 6' - 9" | 2' - 10 1/4" | 7 | 8' - 9" | 3' - 7 1/4" |
| 2x19 | 13 | 5' - 0" | 1' - 6" | 11 | 5' - 9" | 2' - 9" | 9 | 7' - 3" | 2' - 6" | 7 | 9' - 3" | 3' - 9" |
| 2x20 | 14 | 4' - 9" | 2' - 3 3/8" | 12 | 5' - 6" | 2' - 10 7/8" | 9 | 7' - 6" | 3' - 1 7/8" | 8 | 8' - 6" | 3' - 4 7/8" |
| 2x21 | 14 | 5' - 0" | 2' - 3 3/4" | 12 | 6' - 0" | 1' - 9 3/4" | 10 | 7' - 0" | 3' - 3 3/4" | 8 | 9' - 0" | 3' - 3 3/4" |
| 2x22 | 15 | 5' - 0" | 1' - 5 1/2" | 12 | 6' - 3" | 2' - 1" | 10 | 7' - 6" | 2' - 8 1/2" | 9 | 8' - 3" | 3' - 5 1/2" |
| 2x23 | 16 | 4' - 9" | 2' - 5 7/8" | 13 | 6' - 0" | 2' - 1 3/8" | 11 | 7' - 0" | 3' - 1 3/8" | 9 | 8' - 9" | 3' - 1 3/8" |
| 2x24 | 16 | 5' - 0" | 2' - 3 1/8" | 13 | 6' - 3" | 2' - 3 1/8" | 11 | 7' - 3" | 3' - 6 1/8" | 9 | 9' - 0" | 3' - 9 1/8" |
| 2x25 | | | | 14 | 6' - 0" | 2' - 5" | 12 | 7' - 0" | 2' - 11" | 10 | 8' - 6" | 3' - 2" |
| 2x26 | | | | 14 | 6' - 3" | 2' - 5 3/8" | 12 | 7' - 3" | 3' - 2 3/8" | 10 | 8' - 9" | 3' - 8 3/8" |
| 2x27 | | | | 15 | 6' - 0" | 2' - 8 5/8" | 12 | 7' - 6" | 3' - 5 5/8" | 10 | 9' - 0" | 4' - 2 5/8" |
| 2x28 | | | | 15 | 6' - 3" | 2' - 7 1/2" | 13 | 7' - 3" | 2' - 10 1/2" | 11 | 8' - 6" | 3' - 10 1/2" |
| 2x29 | | | | 16 | 6' - 0" | 3' - 0 1/4" | 13 | 7' - 6" | 3' - 0 1/4" | 11 | 8' - 9" | 4' - 3 1/4" |
| 2x30 | | | | 16 | 6' - 3" | 2' - 9 5/8" | 14 | 7' - 3" | 2' - 6 5/8" | 11 | 9' - 3" | 3' - 5 1/8" |

| 120 MPH Wind; ≤30 PSF Snow; 60 Cell Module | | | | | | | | | | | | |
|--|------------|---------|--------------|------------|---------|--------------|------------|----------|--------------|------------|----------|--------------|
| Table Size | Exposure C | | | | | | Exposure B | | | | | |
| | Driven | | | Concrete | | | Driven | | | Concrete | | |
| | # of Piles | Dim A | Dim B | # of Piles | Dim A | Dim B | # of Piles | Dim A | Dim B | # of Piles | Dim A | Dim B |
| 2x4 | 3 | 4' - 9" | 1' - 11 5/8" | 2 | 8' - 0" | 2' - 8 5/8" | 2 | 8' - 0" | 2' - 8 5/8" | 2 | 8' - 0" | 2' - 8 5/8" |
| 2x5 | 3 | 6' - 0" | 2' - 4 1/2" | 3 | 6' - 0" | 2' - 4 1/2" | 2 | 9' - 9" | 3' - 6" | 2 | 9' - 9" | 3' - 6" |
| 2x6 | 3 | 7' - 0" | 3' - 0 3/8" | 3 | 7' - 0" | 3' - 0 3/8" | 3 | 7' - 0" | 3' - 0 3/8" | 2 | 11' - 9" | 4' - 1 7/8" |
| 2x7 | 4 | 6' - 0" | 2' - 8 1/8" | 3 | 8' - 3" | 3' - 5 1/8" | 3 | 8' - 3" | 3' - 5 1/8" | 3 | 8' - 3" | 3' - 5 1/8" |
| 2x8 | 4 | 7' - 0" | 2' - 10" | 4 | 7' - 0" | 2' - 10" | 3 | 9' - 6" | 3' - 10" | 3 | 9' - 6" | 3' - 10" |
| 2x9 | 5 | 6' - 3" | 2' - 5 3/4" | 4 | 7' - 9" | 3' - 4 1/4" | 4 | 7' - 9" | 3' - 4 1/4" | 3 | 10' - 9" | 4' - 2 3/4" |
| 2x10 | 5 | 7' - 0" | 2' - 7 5/8" | 4 | 8' - 9" | 3' - 6 1/8" | 4 | 8' - 9" | 3' - 6 1/8" | 3 | 11' - 9" | 4' - 10 5/8" |
| 2x11 | 6 | 6' - 3" | 2' - 8" | 5 | 7' - 6" | 3' - 3 1/2" | 4 | 9' - 6" | 4' - 0 1/2" | 4 | 9' - 6" | 4' - 0 1/2" |
| 2x12 | 6 | 6' - 9" | 3' - 0 3/4" | 5 | 8' - 3" | 3' - 5 1/4" | 5 | 8' - 3" | 3' - 5 1/4" | 4 | 10' - 6" | 4' - 2 1/4" |
| 2x13 | 7 | 6' - 3" | 2' - 10 1/8" | 6 | 7' - 6" | 2' - 10 1/8" | 5 | 9' - 0" | 3' - 7 1/8" | 4 | 11' - 3" | 4' - 8 5/8" |
| 2x14 | 7 | 6' - 9" | 2' - 11 7/8" | 6 | 8' - 0" | 3' - 2 7/8" | 5 | 9' - 9" | 3' - 8 7/8" | 4 | 12' - 3" | 4' - 10 3/8" |
| 2x15 | 8 | 6' - 3" | 3' - 0 1/4" | 6 | 8' - 6" | 3' - 7 3/4" | 5 | 10' - 3" | 4' - 4 3/4" | 5 | 10' - 3" | 4' - 4 3/4" |
| 2x16 | 8 | 6' - 9" | 2' - 11 1/8" | 7 | 7' - 9" | 3' - 3 5/8" | 6 | 9' - 0" | 4' - 0 5/8" | 5 | 11' - 0" | 4' - 6 5/8" |
| 2x17 | 9 | 6' - 6" | 2' - 2 3/8" | 7 | 8' - 3" | 3' - 5 3/8" | 6 | 9' - 9" | 3' - 9 7/8" | 5 | 11' - 9" | 4' - 8 3/8" |
| 2x18 | 9 | 6' - 9" | 2' - 10 1/4" | 7 | 8' - 9" | 3' - 7 1/4" | 6 | 10' - 3" | 4' - 2 3/4" | 6 | 10' - 3" | 4' - 2 3/4" |
| 2x19 | 10 | 6' - 6" | 2' - 3" | 8 | 8' - 0" | 3' - 6" | 7 | 9' - 3" | 3' - 9" | 6 | 10' - 9" | 4' - 7 1/2" |
| 2x20 | 10 | 6' - 9" | 2' - 9 3/8" | 8 | 8' - 6" | 3' - 4 7/8" | 7 | 9' - 9" | 3' - 10 7/8" | 6 | 11' - 6" | 4' - 4 7/8" |
| 2x21 | 11 | 6' - 6" | 2' - 3 3/4" | 9 | 8' - 0" | 2' - 9 3/4" | 7 | 10' - 3" | 4' - 0 3/4" | 6 | 12' - 0" | 4' - 9 3/4" |
| 2x22 | 11 | 6' - 9" | 2' - 8 1/2" | 9 | 8' - 3" | 3' - 5 1/2" | 8 | 9' - 3" | 4' - 1" | 7 | 10' - 9" | 4' - 2 1/2" |
| 2x23 | 12 | 6' - 6" | 2' - 4 3/8" | 10 | 7' - 9" | 3' - 2 7/8" | 8 | 9' - 9" | 3' - 11 7/8" | 7 | 11' - 3" | 4' - 4 3/8" |
| 2x24 | 12 | 6' - 9" | 2' - 7 5/8" | 10 | 8' - 0" | 3' - 9 1/8" | 8 | 10' - 3" | 3' - 10 5/8" | 7 | 11' - 9" | 4' - 6 1/8" |
| 2x25 | 13 | 6' - 6" | 2' - 5" | 10 | 8' - 6" | 3' - 2" | 9 | 9' - 6" | 3' - 5" | 7 | 12' - 3" | 4' - 8" |
| 2x26 | 13 | 6' - 9" | 2' - 6 7/8" | 11 | 8' - 0" | 3' - 0 7/8" | 9 | 9' - 9" | 4' - 0 7/8" | 8 | 11' - 0" | 4' - 6 7/8" |
| 2x27 | 14 | 6' - 6" | 2' - 5 5/8" | 11 | 8' - 3" | 3' - 5 5/8" | 10 | 9' - 0" | 4' - 2 5/8" | 8 | 11' - 6" | 4' - 5 5/8" |
| 2x28 | 14 | 6' - 9" | 2' - 6" | 11 | 8' - 6" | 3' - 10 1/2" | 10 | 9' - 6" | 3' - 7 1/2" | 9 | 10' - 6" | 4' - 4 1/2" |
| 2x29 | 15 | 6' - 6" | 2' - 6 1/4" | 12 | 8' - 0" | 4' - 0 1/4" | 10 | 9' - 9" | 4' - 1 3/4" | 9 | 11' - 0" | 4' - 0 1/4" |
| 2x30 | 15 | 6' - 9" | 2' - 5 1/8" | 12 | 8' - 6" | 2' - 11 1/8" | 10 | 10' - 0" | 4' - 8 1/8" | 9 | 11' - 3" | 4' - 8 1/8" |

| 90 MPH Wind; 40 psf Snow; 72 Cell Module | | | | | | | | | | | | |
|--|------------|---------|--------------|------------|----------|--------------|------------|----------|--------------|------------|----------|--------------|
| Table Size | Exposure C | | | | | | Exposure B | | | | | |
| | Driven | | | Concrete | | | Driven | | | Concrete | | |
| | # of Piles | Dim A | Dim B | # of Piles | Dim A | Dim B | # of Piles | Dim A | Dim B | # of Piles | Dim A | Dim B |
| 2x4 | 2 | 8' - 0" | 2' - 8 5/8" | 2 | 8' - 0" | 2' - 8 5/8" | 2 | 8' - 0" | 2' - 8 5/8" | 2 | 8' - 0" | 2' - 8 5/8" |
| 2x5 | 3 | 6' - 0" | 2' - 4 1/2" | 2 | 9' - 9" | 3' - 6" | 2 | 9' - 9" | 3' - 6" | 2 | 9' - 9" | 3' - 6" |
| 2x6 | 3 | 7' - 0" | 3' - 0 3/8" | 3 | 7' - 0" | 3' - 0 3/8" | 2 | 11' - 9" | 4' - 1 7/8" | 2 | 11' - 9" | 4' - 1 7/8" |
| 2x7 | 3 | 8' - 3" | 3' - 5 1/8" | 3 | 8' - 3" | 3' - 5 1/8" | 3 | 8' - 3" | 3' - 5 1/8" | 3 | 8' - 3" | 3' - 5 1/8" |
| 2x8 | 4 | 7' - 0" | 2' - 10" | 3 | 9' - 6" | 3' - 10" | 3 | 9' - 6" | 3' - 10" | 3 | 9' - 6" | 3' - 10" |
| 2x9 | 4 | 7' - 9" | 3' - 4 2/8" | 4 | 7' - 9" | 3' - 4 1/4" | 3 | 10' - 9" | 4' - 2 3/4" | 3 | 10' - 9" | 4' - 2 3/4" |
| 2x10 | 5 | 7' - 0" | 2' - 7 5/8" | 4 | 8' - 9" | 3' - 6 1/8" | 3 | 11' - 9" | 4' - 10 5/8" | 3 | 11' - 9" | 4' - 10 5/8" |
| 2x11 | 5 | 7' - 6" | 3' - 3 1/2" | 4 | 9' - 6" | 4' - 0 1/2" | 4 | 9' - 6" | 4' - 0 1/2" | 4 | 9' - 6" | 4' - 0 1/2" |
| 2x12 | 6 | 6' - 9" | 3' - 0 3/4" | 5 | 8' - 3" | 3' - 5 1/4" | 4 | 10' - 6" | 4' - 2 1/4" | 4 | 10' - 6" | 4' - 2 1/4" |
| 2x13 | 6 | 7' - 6" | 2' - 10 1/8" | 5 | 9' - 0" | 3' - 7 1/8" | 4 | 11' - 3" | 4' - 8 5/8" | 4 | 11' - 3" | 4' - 8 5/8" |
| 2x14 | 6 | 8' - 0" | 3' - 2 7/8" | 5 | 9' - 9" | 3' - 8 7/8" | 4 | 12' - 3" | 4' - 10 3/8" | 4 | 12' - 3" | 4' - 10 3/8" |
| 2x15 | 7 | 7' - 3" | 3' - 1 3/4" | 6 | 8' - 6" | 3' - 7 3/4" | 5 | 10' - 3" | 4' - 4 3/4" | 5 | 10' - 3" | 4' - 4 3/4" |
| 2x16 | 7 | 7' - 9" | 3' - 3 5/8" | 6 | 9' - 0" | 4' - 0 5/8" | 5 | 11' - 0" | 4' - 6 5/8" | 5 | 11' - 0" | 4' - 6 5/8" |
| 2x17 | 8 | 7' - 3" | 2' - 9 7/8" | 6 | 9' - 9" | 3' - 9 7/8" | 6 | 9' - 9" | 3' - 9 7/8" | 5 | 11' - 9" | 4' - 8 3/8" |
| 2x18 | 8 | 7' - 9" | 2' - 8 3/4" | 7 | 8' - 9" | 3' - 7 1/4" | 6 | 10' - 3" | 4' - 2 3/4" | 6 | 10' - 3" | 4' - 2 3/4" |
| 2x19 | 8 | 8' - 0" | 3' - 6" | 7 | 9' - 3" | 3' - 9" | 6 | 10' - 9" | 4' - 7 1/2" | 6 | 10' - 9" | 4' - 7 1/2" |
| 2x20 | 9 | 7' - 6" | 3' - 1 7/8" | 7 | 9' - 9" | 3' - 10 7/8" | 6 | 11' - 6" | 4' - 4 7/8" | 6 | 11' - 6" | 4' - 4 7/8" |
| 2x21 | 9 | 8' - 0" | 2' - 9 3/4" | 8 | 9' - 0" | 3' - 3 3/4" | 7 | 10' - 3" | 4' - 0 3/4" | 6 | 12' - 0" | 4' - 9 3/4" |
| 2x22 | 10 | 7' - 6" | 2' - 8 1/2" | 8 | 9' - 3" | 4' - 1" | 7 | 10' - 9" | 4' - 2 1/2" | 7 | 10' - 9" | 4' - 2 1/2" |
| 2x23 | 10 | 7' - 9" | 3' - 2 7/8" | 8 | 9' - 9" | 3' - 11 7/8" | 7 | 11' - 3" | 4' - 4 3/8" | 7 | 11' - 3" | 4' - 4 3/8" |
| 2x24 | 11 | 7' - 3" | 3' - 6 1/8" | 9 | 9' - 0" | 3' - 9 1/8" | 8 | 10' - 3" | 3' - 10 5/8" | 7 | 11' - 9" | 4' - 6 1/8" |
| 2x25 | 11 | 7' - 9" | 2' - 8" | 9 | 9' - 6" | 3' - 5" | 8 | 10' - 6" | 4' - 8" | 7 | 12' - 3" | 4' - 8" |
| 2x26 | 11 | 8' - 0" | 3' - 0 7/8" | 9 | 9' - 9" | 4' - 0 7/8" | 8 | 11' - 0" | 4' - 6 7/8" | 8 | 11' - 0" | 4' - 6 7/8" |
| 2x27 | 12 | 7' - 6" | 3' - 5 5/8" | 10 | 9' - 0" | 4' - 2 5/8" | 8 | 11' - 6" | 4' - 5 5/8" | 8 | 11' - 6" | 4' - 5 5/8" |
| 2x28 | 12 | 7' - 9" | 3' - 9" | 10 | 9' - 6" | 3' - 7 1/2" | 9 | 10' - 6" | 4' - 4 1/2" | 8 | 11' - 9" | 5' - 3" |
| 2x29 | 13 | 7' - 6" | 3' - 0 1/4" | 10 | 9' - 9" | 4' - 1 3/4" | 9 | 11' - 0" | 4' - 0 1/4" | 9 | 11' - 0" | 4' - 0 1/4" |
| 2x30 | 13 | 7' - 9" | 3' - 2 1/8" | 10 | 10' - 0" | 4' - 8 1/8" | 9 | 11' - 3" | 4' - 8 1/8" | 9 | 11' - 3" | 4' - 8 1/8" |

| 90 MPH Wind; 40 psf Snow; 60 Cell Module | | | | | | | | | | | | |
|--|------------|----------|--------------|------------|----------|--------------|------------|----------|--------------|------------|----------|--------------|
| Table Size | Exposure C | | | | | | Exposure B | | | | | |
| | Driven | | | Concrete | | | Driven | | | Concrete | | |
| | # of Piles | Dim A | Dim B | # of Piles | Dim A | Dim B | # of Piles | Dim A | Dim B | # of Piles | Dim A | Dim B |
| 2x4 | 2 | 8' - 0" | 2' - 8 5/8" | 2 | 8' - 0" | 2' - 8 5/8" | 2 | 8' - 0" | 2' - 8 5/8" | 2 | 8' - 0" | 2' - 8 5/8" |
| 2x5 | 2 | 9' - 9" | 3' - 6" | 2 | 9' - 9" | 3' - 6" | 2 | 9' - 9" | 3' - 6" | 2 | 9' - 9" | 3' - 6" |
| 2x6 | 2 | 11' - 9" | 4' - 1 7/8" | 2 | 11' - 9" | 4' - 1 7/8" | 2 | 11' - 9" | 4' - 1 7/8" | 2 | 11' - 9" | 4' - 1 7/8" |
| 2x7 | 3 | 8' - 3" | 3' - 5 1/8" | 2 | 13' - 9" | 4' - 9 5/8" | 2 | 13' - 9" | 4' - 9 5/8" | 2 | 13' - 9" | 4' - 9 5/8" |
| 2x8 | 3 | 9' - 6" | 3' - 10" | 3 | 9' - 6" | 3' - 10" | 3 | 9' - 6" | 3' - 10" | 3 | 9' - 6" | 3' - 10" |
| 2x9 | 3 | 10' - 9" | 4' - 2 3/4" | 3 | 10' - 9" | 4' - 2 3/4" | 3 | 10' - 9" | 4' - 2 3/4" | 3 | 10' - 9" | 4' - 2 3/4" |
| 2x10 | 4 | 8' - 9" | 3' - 6 1/8" | 3 | 11' - 9" | 4' - 10 5/8" | 3 | 11' - 9" | 4' - 10 5/8" | 3 | 11' - 9" | 4' - 10 5/8" |
| 2x11 | 4 | 9' - 6" | 4' - 0 1/2" | 3 | 13' - 0" | 5' - 3 1/2" | 3 | 13' - 0" | 5' - 3 1/2" | 3 | 13' - 0" | 5' - 3 1/2" |
| 2x12 | 4 | 10' - 6" | 4' - 2 1/4" | 4 | 10' - 6" | 4' - 2 1/4" | 4 | 10' - 6" | 4' - 2 1/4" | 4 | 10' - 6" | 4' - 2 1/4" |
| 2x13 | 5 | 9' - 0" | 3' - 7 1/8" | 4 | 11' - 3" | 4' - 8 5/8" | 4 | 11' - 3" | 4' - 8 5/8" | 4 | 11' - 3" | 4' - 8 5/8" |
| 2x14 | 5 | 9' - 9" | 3' - 8 7/8" | 4 | 12' - 3" | 4' - 10 3/8" | 4 | 12' - 3" | 4' - 10 3/8" | 4 | 12' - 3" | 4' - 10 3/8" |
| 2x15 | 5 | 10' - 3" | 4' - 4 3/4" | 5 | 10' - 4" | 4' - 4 3/4" | 4 | 13' - 0" | 5' - 4 3/4" | 4 | 13' - 0" | 5' - 4 3/4" |
| 2x16 | 5 | 11' - 0" | 4' - 6 5/8" | 5 | 11' - 0" | 4' - 6 5/8" | 5 | 11' - 0" | 4' - 6 5/8" | 5 | 11' - 0" | 4' - 6 5/8" |
| 2x17 | 6 | 9' - 9" | 3' - 9 7/8" | 5 | 11' - 9" | 4' - 8 3/8" | 5 | 11' - 9" | 4' - 8 3/8" | 5 | 11' - 9" | 4' - 8 3/8" |
| 2x18 | 6 | 10' - 3" | 4' - 2 1/4" | 5 | 12' - 6" | 4' - 10 1/4" | 5 | 12' - 6" | 4' - 10 1/4" | 5 | 12' - 6" | 4' - 10 1/4" |
| 2x19 | 6 | 10' - 9" | 4' - 7 1/2" | 6 | 10' - 9" | 4' - 7 1/2" | 5 | 13' - 0" | 5' - 6" | 5 | 13' - 0" | 5' - 6" |
| 2x20 | 7 | 9' - 9" | 3' - 10 7/8" | 6 | 11' - 6" | 4' - 4 7/8" | 6 | 11' - 6" | 4' - 4 7/8" | 6 | 11' - 6" | 4' - 4 7/8" |
| 2x21 | 7 | 10' - 3" | 4' - 0 3/4" | 6 | 12' - 0" | 4' - 9 3/4" | 6 | 12' - 0" | 4' - 9 3/4" | 6 | 12' - 0" | 4' - 9 3/4" |
| 2x22 | 7 | 10' - 9" | 4' - 2 1/2" | 6 | 12' - 6" | 5' - 2 1/2" | 6 | 12' - 6" | 5' - 2 1/2" | 6 | 12' - 6" | 5' - 2 1/2" |
| 2x23 | 8 | 9' - 9" | 3' - 11 7/8" | 7 | 11' - 3" | 4' - 4 3/8" | 6 | 13' - 0" | 5' - 7 3/8" | 6 | 13' - 0" | 5' - 7 3/8" |
| 2x24 | 8 | 10' - 3" | 3' - 10 5/8" | 7 | 11' - 9" | 4' - 6 1/8" | 7 | 11' - 9" | 4' - 6 1/8" | 7 | 11' - 9" | 4' - 6 1/8" |
| 2x25 | 8 | 10' - 6" | 4' - 8" | 7 | 12' - 3" | 4' - 8" | 7 | 12' - 3" | 4' - 8" | 7 | 12' - 3" | 4' - 8" |
| 2x26 | 9 | 9' - 9" | 4' - 0 7/8" | 8 | 11' - 0" | 4' - 6 7/8" | 7 | 12' - 9" | 4' - 9 7/8" | 7 | 12' - 9" | 4' - 9 7/8" |
| 2x27 | 9 | 10' - 3" | 3' - 8 5/8" | 8 | 11' - 6" | 4' - 5 5/8" | 7 | 13' - 3" | 4' - 11 5/8" | 8 | 11' - 6" | 4' - 5 5/8" |
| 2x28 | 9 | 10' - 6" | 4' - 4 1/2" | 8 | 11' - 9" | 5' - 3" | 8 | 11' - 9" | 5' - 3" | 8 | 11' - 9" | 5' - 3" |
| 2x29 | 10 | 9' - 9" | 4' - 1 3/4" | 9 | 11' - 0" | 4' - 0 1/4" | 8 | 12' - 3" | 5' - 1 3/4" | 8 | 12' - 3" | 5' - 1 3/4" |
| 2x30 | 10 | 10' - 0" | 4' - 8 1/8" | 9 | 11' - 3" | 4' - 8 1/8" | 8 | 12' - 9" | 5' - 0 5/8" | 8 | 12' - 9" | 5' - 0 5/8" |

| 90 MPH Wind; ≤ 50 PSF Snow; 72 Cell Module | | | | | | | | | | | | |
|--|------------|---------|--------------|------------|---------|--------------|------------|----------|--------------|------------|----------|--------------|
| Table Size | Exposure C | | | | | | Exposure B | | | | | |
| | Driven | | | Concrete | | | Driven | | | Concrete | | |
| | # of Piles | Dim A | Dim B | # of Piles | Dim A | Dim B | # of Piles | Dim A | Dim B | # of Piles | Dim A | Dim B |
| 2x4 | 2 | 7' - 9" | 2' - 10 1/8" | 2 | 7' - 9" | 2' - 10 1/8" | 2 | 8' - 0" | 2' - 8 5/8" | 2 | 8' - 0" | 2' - 8 5/8" |
| 2x5 | 3 | 6' - 0" | 2' - 4 1/2" | 2 | 9' - 9" | 3' - 6" | 2 | 9' - 9" | 3' - 6" | 2 | 9' - 9" | 3' - 6" |
| 2x6 | 3 | 7' - 0" | 3' - 0 3/8" | 3 | 7' - 0" | 3' - 0 3/8" | 2 | 11' - 9" | 4' - 1 7/8" | 2 | 11' - 9" | 4' - 1 7/8" |
| 2x7 | 4 | 6' - 0" | 2' - 8 1/8" | 3 | 8' - 3" | 3' - 5 1/8" | 3 | 8' - 3" | 3' - 5 1/8" | 3 | 8' - 3" | 3' - 5 1/8" |
| 2x8 | 4 | 7' - 0" | 2' - 10" | 3 | 9' - 6" | 3' - 10" | 3 | 9' - 6" | 3' - 10" | 3 | 9' - 6" | 3' - 10" |
| 2x9 | 4 | 7' - 9" | 3' - 4 1/4" | 4 | 7' - 9" | 3' - 4 1/4" | 3 | 10' - 9" | 4' - 2 3/4" | 3 | 10' - 9" | 4' - 2 3/4" |
| 2x10 | 5 | 7' - 9" | 2' - 7 5/8" | 4 | 8' - 9" | 3' - 6 1/8" | 4 | 8' - 9" | 3' - 6 1/8" | 4 | 8' - 9" | 3' - 6 1/8" |
| 2x11 | 5 | 7' - 6" | 3' - 3 1/2" | 4 | 9' - 6" | 4' - 0 1/2" | 4 | 9' - 6" | 4' - 0 1/2" | 4 | 9' - 6" | 4' - 0 1/2" |
| 2x12 | 6 | 6' - 9" | 3' - 0 3/4" | 5 | 8' - 3" | 3' - 5 1/4" | 4 | 10' - 6" | 4' - 2 1/4" | 4 | 10' - 6" | 4' - 2 1/4" |
| 2x13 | 6 | 7' - 6" | 2' - 10 1/8" | 5 | 9' - 0" | 3' - 7 1/8" | 4 | 11' - 3" | 4' - 8 5/8" | 4 | 11' - 3" | 4' - 8 5/8" |
| 2x14 | 7 | 6' - 9" | 2' - 11 7/8" | 5 | 9' - 9" | 3' - 8 7/8" | 5 | 9' - 9" | 3' - 8 7/8" | 5 | 9' - 9" | 3' - 8 7/8" |
| 2x15 | 7 | 7' - 3" | 3' - 1 3/4" | 6 | 8' - 6" | 3' - 7 3/4" | 5 | 10' - 3" | 4' - 4 3/4" | 5 | 10' - 3" | 4' - 4 3/4" |
| 2x16 | 7 | 7' - 9" | 3' - 3 5/8" | 6 | 9' - 0" | 4' - 0 5/8" | 5 | 11' - 0" | 4' - 6 5/8" | 5 | 11' - 0" | 4' - 6 5/8" |
| 2x17 | 8 | 7' - 3" | 2' - 9 7/8" | 6 | 9' - 9" | 3' - 9 7/8" | 6 | 9' - 9" | 3' - 9 7/8" | 6 | 9' - 9" | 3' - 9 7/8" |
| 2x18 | 8 | 7' - 9" | 2' - 8 3/4" | 7 | 8' - 9" | 3' - 7 1/4" | 6 | 10' - 3" | 4' - 2 3/4" | 6 | 10' - 3" | 4' - 2 3/4" |
| 2x19 | 9 | 7' - 3" | 2' - 6" | 7 | 9' - 3" | 3' - 9" | 6 | 10' - 9" | 4' - 7 1/2" | 6 | 10' - 9" | 4' - 7 1/2" |
| 2x20 | 9 | 7' - 6" | 3' - 1 7/8" | 8 | 8' - 6" | 3' - 4 7/8" | 6 | 11' - 6" | 4' - 4 7/8" | 6 | 11' - 6" | 4' - 4 7/8" |
| 2x21 | 10 | 7' - 0" | 3' - 3 3/4" | 8 | 9' - 0" | 3' - 3 3/4" | 7 | 10' - 3" | 4' - 0 3/4" | 7 | 10' - 3" | 4' - 0 3/4" |
| 2x22 | 10 | 7' - 6" | 2' - 8 1/2" | 8 | 9' - 3" | 4' - 1" | 7 | 10' - 9" | 4' - 2 1/2" | 7 | 10' - 9" | 4' - 2 1/2" |
| 2x23 | 11 | 7' - 0" | 3' - 1 3/8" | 9 | 8' - 9" | 3' - 1 3/8" | 7 | 11' - 3" | 4' - 4 3/8" | 7 | 11' - 3" | 4' - 4 3/8" |
| 2x24 | 11 | 7' - 3" | 3' - 6 1/8" | 9 | 9' - 0" | 3' - 9 1/8" | 8 | 10' - 3" | 3' - 10 5/8" | 8 | 10' - 3" | 3' - 10 5/8" |
| 2x25 | 11 | 7' - 9" | 2' - 8" | 9 | 9' - 6" | 3' - 5" | 8 | 10' - 6" | 4' - 8" | 8 | 10' - 6" | 4' - 8" |
| 2x26 | 12 | 7' - 3" | 3' - 2 3/8" | 10 | 8' - 9" | 3' - 8 3/8" | 8 | 11' - 0" | 4' - 6 7/8" | 8 | 11' - 0" | 4' - 6 7/8" |
| 2x27 | 12 | 7' - 6" | 3' - 5 5/8" | 10 | 9' - 0" | 4' - 2 5/8" | 8 | 11' - 6" | 4' - 5 5/8" | 8 | 11' - 6" | 4' - 5 5/8" |
| 2x28 | 12 | 7' - 9" | 3' - 9" | 10 | 9' - 6" | 3' - 7 1/2" | 9 | 10' - 6" | 4' - 4 1/2" | 9 | 10' - 6" | 4' - 4 1/2" |
| 2x29 | 13 | 7' - 6" | 3' - 0 1/4" | 11 | 8' - 9" | 4' - 3 1/4" | 9 | 11' - 0" | 4' - 0 1/4" | 9 | 11' - 0" | 4' - 0 1/4" |
| 2x30 | 14 | 7' - 3" | 2' - 6 5/8" | 11 | 9' - 3" | 3' - 5 1/8" | 9 | 11' - 3" | 4' - 8 1/8" | 9 | 11' - 3" | 4' - 8 1/8" |


| 90 MPH Wind; ≤ 50 PSF Snow; 60 Cell Module | | | | | | | | | | | | |
|--|------------|----------|--------------|------------|----------|--------------|------------|----------|--------------|------------|----------|--------------|
| Table Size | Exposure C | | | | | | Exposure B | | | | | |
| | Driven | | | Concrete | | | Driven | | | Concrete | | |
| | # of Piles | Dim A | Dim B | # of Piles | Dim A | Dim B | # of Piles | Dim A | Dim B | # of Piles | Dim A | Dim B |
| 2x4 | 2 | 8' - 0" | 2' - 8 5/8" | 2 | 8' - 0" | 2' - 8 5/8" | 2 | 8' - 0" | 2' - 8 5/8" | 2 | 8' - 0" | 2' - 8 5/8" |
| 2x5 | 2 | 9' - 9" | 3' - 6" | 2 | 9' - 9" | 3' - 6" | 2 | 9' - 9" | 3' - 6" | 2 | 9' - 9" | 3' - 6" |
| 2x6 | 3 | 7' - 0" | 3' - 0 3/8" | 2 | 11' - 9" | 4' - 1 7/8" | 2 | 11' - 9" | 4' - 1 7/8" | 2 | 11' - 9" | 4' - 1 7/8" |
| 2x7 | 3 | 8' - 3" | 3' - 5 1/8" | 3 | 8' - 3" | 3' - 5 1/8" | 2 | 13' - 9" | 4' - 9 5/8" | 2 | 13' - 9" | 4' - 9 5/8" |
| 2x8 | 3 | 9' - 6" | 3' - 10" | 3 | 9' - 6" | 3' - 10" | 3 | 9' - 6" | 3' - 10" | 3 | 9' - 6" | 3' - 10" |
| 2x9 | 4 | 7' - 9" | 3' - 4 1/4" | 3 | 10' - 9" | 4' - 2 3/4" | 3 | 10' - 9" | 4' - 2 3/4" | 3 | 10' - 9" | 4' - 2 3/4" |
| 2x10 | 4 | 8' - 9" | 3' - 6 1/8" | 4 | 8' - 9" | 3' - 6 1/8" | 3 | 11' - 9" | 4' - 10 5/8" | 3 | 11' - 9" | 4' - 10 5/8" |
| 2x11 | 4 | 9' - 6" | 4' - 0 1/2" | 4 | 9' - 6" | 4' - 0 1/2" | 4 | 9' - 6" | 4' - 0 1/2" | 4 | 9' - 6" | 4' - 0 1/2" |
| 2x12 | 5 | 8' - 3" | 3' - 5 1/4" | 4 | 10' - 6" | 4' - 2 1/4" | 4 | 10' - 6" | 4' - 2 1/4" | 4 | 10' - 6" | 4' - 2 1/4" |
| 2x13 | 5 | 9' - 0" | 3' - 7 1/8" | 4 | 11' - 3" | 4' - 8 5/8" | 4 | 11' - 3" | 4' - 8 5/8" | 4 | 11' - 3" | 4' - 8 5/8" |
| 2x14 | 5 | 9' - 9" | 3' - 8 7/8" | 5 | 9' - 9" | 3' - 8 7/8" | 4 | 12' - 3" | 4' - 10 3/8" | 4 | 12' - 3" | 4' - 10 3/8" |
| 2x15 | 5 | 10' - 3" | 4' - 4 3/4" | 5 | 10' - 3" | 4' - 4 3/4" | 5 | 10' - 3" | 4' - 4 3/4" | 5 | 10' - 3" | 4' - 4 3/4" |
| 2x16 | 6 | 9' - 0" | 4' - 0 5/8" | 5 | 11' - 0" | 4' - 6 5/8" | 5 | 11' - 0" | 4' - 6 5/8" | 5 | 11' - 0" | 4' - 6 5/8" |
| 2x17 | 6 | 9' - 9" | 3' - 9 7/8" | 5 | 11' - 9" | 4' - 8 3/8" | 5 | 11' - 9" | 4' - 8 3/8" | 5 | 11' - 9" | 4' - 8 3/8" |
| 2x18 | 6 | 10' - 3" | 4' - 2 3/4" | 6 | 10' - 3" | 4' - 2 3/4" | 5 | 12' - 6" | 4' - 10 1/4" | 5 | 12' - 6" | 4' - 10 1/4" |
| 2x19 | 7 | 9' - 3" | 3' - 9" | 6 | 10' - 9" | 4' - 7 1/2" | 6 | 10' - 9" | 4' - 7 1/2" | 6 | 10' - 9" | 4' - 7 1/2" |
| 2x20 | 7 | 9' - 9" | 3' - 10 7/8" | 6 | 11' - 6" | 4' - 4 7/8" | 6 | 11' - 6" | 4' - 4 7/8" | 6 | 11' - 6" | 4' - 4 7/8" |
| 2x21 | 7 | 10' - 3" | 4' - 0 3/4" | 7 | 10' - 3" | 4' - 0 3/4" | 6 | 12' - 0" | 4' - 9 3/4" | 6 | 12' - 0" | 4' - 9 3/4" |
| 2x22 | 8 | 9' - 3" | 4' - 1" | 7 | 10' - 9" | 4' - 2 1/2" | 7 | 10' - 9" | 4' - 2 1/2" | 7 | 10' - 9" | 4' - 2 1/2" |
| 2x23 | 8 | 9' - 9" | 3' - 11 7/8" | 7 | 11' - 3" | 4' - 4 3/8" | 7 | 11' - 3" | 4' - 4 3/8" | 7 | 11' - 3" | 4' - 4 3/8" |
| 2x24 | 8 | 10' - 3" | 3' - 10 5/8" | 8 | 10' - 3" | 3' - 10 5/8" | 7 | 11' - 9" | 4' - 6 1/8" | 7 | 11' - 9" | 4' - 6 1/8" |
| 2x25 | 9 | 9' - 6" | 3' - 5" | 8 | 10' - 6" | 4' - 8" | 7 | 12' - 3" | 4' - 8" | 7 | 12' - 3" | 4' - 8" |
| 2x26 | 9 | 9' - 9" | 4' - 0 7/8" | 8 | 11' - 0" | 4' - 6 7/8" | 8 | 11' - 0" | 4' - 6 7/8" | 8 | 11' - 0" | 4' - 6 7/8" |
| 2x27 | 9 | 10' - 3" | 3' - 8 5/8" | 8 | 11' - 6" | 4' - 5 5/8" | 8 | 11' - 6" | 4' - 5 5/8" | 8 | 11' - 6" | 4' - 5 5/8" |
| 2x28 | 10 | 9' - 6" | 3' - 7 1/2" | 9 | 10' - 6" | 4' - 4 1/2" | 8 | 11' - 9" | 5' - 3" | 8 | 11' - 9" | 5' - 3" |
| 2x29 | 10 | 9' - 9" | 4' - 1 3/4" | 9 | 11' - 0" | 4' - 0 1/4" | 8 | 12' - 3" | 5' - 1 3/4" | 8 | 12' - 3" | 5' - 1 3/4" |
| 2x30 | 10 | 10' - 0" | 4' - 8 1/8" | 9 | 11' - 3" | 4' - 8 1/8" | 9 | 11' - 3" | 4' - 8 1/8" | 9 | 11' - 3" | 4' - 8 1/8" |

| 90 MPH Wind; ≤ 60 PSF Snow; 72 Cell Module | | | | | | | | | | | | |
|--|------------|---------|--------------|------------|---------|--------------|------------|----------|--------------|------------|----------|--------------|
| Table Size | Exposure C | | | | | | Exposure B | | | | | |
| | Driven | | | Concrete | | | Driven | | | Concrete | | |
| | # of Piles | Dim A | Dim B | # of Piles | Dim A | Dim B | # of Piles | Dim A | Dim B | # of Piles | Dim A | Dim B |
| 2x4 | 2 | 7' - 9" | 2' - 10 1/8" | 2 | 7' - 9" | 2' - 10 1/8" | 2 | 8' - 0" | 2' - 8 5/8" | 2 | 8' - 0" | 2' - 8 5/8" |
| 2x5 | 3 | 6' - 0" | 2' - 4 1/2" | 2 | 9' - 9" | 3' - 6" | 2 | 9' - 9" | 3' - 7" | 2 | 9' - 9" | 3' - 6" |
| 2x6 | 3 | 7' - 0" | 3' - 0 3/8" | 3 | 7' - 0" | 3' - 0 3/8" | 2 | 11' - 9" | 4' - 1 7/8" | 2 | 11' - 9" | 4' - 1 7/8" |
| 2x7 | 4 | 6' - 0" | 2' - 8 1/8" | 3 | 8' - 3" | 3' - 5 1/8" | 3 | 8' - 3" | 3' - 5 1/8" | 3 | 8' - 3" | 3' - 5 1/8" |
| 2x8 | 4 | 7' - 0" | 2' - 10" | 3 | 9' - 6" | 3' - 10" | 3 | 9' - 6" | 3' - 10" | 3 | 9' - 6" | 3' - 10" |
| 2x9 | 5 | 6' - 3" | 2' - 5 3/4" | 4 | 7' - 9" | 3' - 4 1/4" | 3 | 10' - 9" | 4' - 2 3/4" | 3 | 10' - 9" | 4' - 2 3/4" |
| 2x10 | 5 | 7' - 0" | 2' - 7 5/8" | 4 | 8' - 9" | 3' - 6 1/8" | 4 | 8' - 9" | 3' - 6 1/8" | 4 | 8' - 9" | 3' - 6 1/8" |
| 2x11 | 5 | 7' - 6" | 3' - 3 1/2" | 4 | 9' - 6" | 4' - 0 1/2" | 4 | 9' - 6" | 4' - 0 1/2" | 4 | 9' - 6" | 4' - 0 1/2" |
| 2x12 | 6 | 6' - 9" | 3' - 0 3/4" | 5 | 8' - 3" | 3' - 5 1/4" | 4 | 10' - 6" | 4' - 2 1/4" | 4 | 10' - 6" | 4' - 2 1/4" |
| 2x13 | 6 | 7' - 6" | 2' - 10 1/8" | 5 | 9' - 0" | 3' - 7 1/8" | 5 | 9' - 0" | 3' - 7 1/8" | 4 | 11' - 3" | 4' - 8 5/8" |
| 2x14 | 7 | 6' - 9" | 2' - 11 7/8" | 6 | 8' - 0" | 3' - 2 7/8" | 5 | 9' - 9" | 3' - 8 7/8" | 5 | 9' - 9" | 3' - 8 7/8" |
| 2x15 | 7 | 7' - 3" | 3' - 1 3/4" | 6 | 8' - 6" | 3' - 7 3/4" | 5 | 10' - 3" | 4' - 4 3/4" | 5 | 10' - 3" | 4' - 4 3/4" |
| 2x16 | 8 | 6' - 9" | 2' - 11 1/8" | 6 | 9' - 0" | 4' - 0 5/8" | 5 | 11' - 0" | 4' - 6 5/8" | 5 | 11' - 0" | 4' - 6 5/8" |
| 2x17 | 8 | 7' - 3" | 2' - 9 7/8" | 7 | 8' - 3" | 3' - 5 3/8" | 6 | 9' - 9" | 3' - 9 7/8" | 6 | 9' - 9" | 3' - 9 7/8" |
| 2x18 | 8 | 7' - 9" | 2' - 8 3/4" | 7 | 8' - 9" | 3' - 7 1/4" | 6 | 10' - 3" | 4' - 2 3/4" | 6 | 10' - 3" | 4' - 2 3/4" |
| 2x19 | 9 | 7' - 3" | 2' - 6" | 7 | 9' - 3" | 3' - 9" | 6 | 10' - 9" | 4' - 7 1/2" | 6 | 10' - 9" | 4' - 7 1/2" |
| 2x20 | 9 | 7' - 6" | 3' - 1 7/8" | 8 | 8' - 6" | 3' - 4 7/8" | 7 | 9' - 9" | 3' - 10 7/8" | 7 | 9' - 9" | 3' - 10 7/8" |
| 2x21 | 10 | 7' - 0" | 3' - 3 3/4" | 8 | 8' - 9" | 3' - 3 3/4" | 7 | 10' - 3" | 4' - 0 3/4" | 7 | 10' - 3" | 4' - 0 3/4" |
| 2x22 | 10 | 7' - 6" | 2' - 8 1/2" | 8 | 9' - 3" | 4' - 1" | 7 | 10' - 9" | 4' - 2 1/2" | 7 | 10' - 9" | 4' - 2 1/2" |
| 2x23 | 11 | 7' - 0" | 3' - 1 3/8" | 9 | 8' - 9" | 3' - 1 3/8" | 7 | 11' - 3" | 4' - 4 3/8" | 7 | 11' - 3" | 4' - 4 3/8" |
| 2x24 | 11 | 7' - 3" | 3' - 6 1/8" | 9 | 9' - 0" | 3' - 9 1/8" | 8 | 10' - 3" | 3' - 10 5/8" | 8 | 10' - 3" | 3' - 10 5/8" |
| 2x25 | 11 | 7' - 9" | 2' - 8" | 9 | 9' - 5" | 3' - 5" | 8 | 10' - 6" | 4' - 8" | 8 | 10' - 6" | 4' - 8" |
| 2x26 | 12 | 7' - 3" | 3' - 2 3/8" | 10 | 8' - 9" | 3' - 8 3/8" | 9 | 9' - 9" | 4' - 0 7/8" | 9 | 9' - 9" | 4' - 0 7/8" |
| 2x27 | 12 | 7' - 6" | 3' - 5 5/8" | 10 | 9' - 0" | 4' - 2 5/8" | 9 | 10' - 3" | 3' - 8 5/8" | 9 | 10' - 3" | 3' - 8 5/8" |
| 2x28 | 13 | 7' - 3" | 2' - 10 1/2" | 11 | 8' - 6" | 3' - 10 1/2" | 9 | 10' - 6" | 4' - 4 1/2" | 9 | 10' - 6" | 4' - 4 1/2" |
| 2x29 | 13 | 7' - 6" | 3' - 0 1/4" | 11 | 8' - 9" | 4' - 3 1/4" | 9 | 11' - 0" | 4' - 0 1/4" | 9 | 11' - 0" | 4' - 0 1/4" |
| 2x30 | 14 | 7' - 3" | 2' - 6 5/8" | 12 | 8' - 6" | 2' - 11 1/8" | 10 | 10' - 0" | 4' - 8 1/8" | 9 | 11' - 3" | 4' - 8 1/8" |

| 90 MPH Wind; ≤ 60 PSF Snow; 60 Cell Module | | | | | | | | | | | | |
|--|------------|----------|--------------|------------|----------|--------------|------------|----------|--------------|------------|----------|--------------|
| Table Size | Exposure C | | | | | | Exposure B | | | | | |
| | Driven | | | Concrete | | | Driven | | | Concrete | | |
| | # of Piles | Dim A | Dim B | # of Piles | Dim A | Dim B | # of Piles | Dim A | Dim B | # of Piles | Dim A | Dim B |
| 2x4 | 2 | 7' - 9" | 2' - 10 1/8" | 2 | 8' - 0" | 2' - 8 5/8" | 2 | 8' - 0" | 2' - 8 5/8" | 2 | 8' - 0" | 2' - 8 5/8" |
| 2x5 | 2 | 9' - 9" | 3' - 6" | 2 | 9' - 9" | 3' - 6" | 2 | 9' - 9" | 3' - 6" | 2 | 9' - 9" | 3' - 6" |
| 2x6 | 3 | 7' - 0" | 3' - 0 3/8" | 2 | 11' - 9" | 4' - 1 7/8" | 2 | 11' - 9" | 4' - 1 7/8" | 2 | 11' - 9" | 4' - 1 7/8" |
| 2x7 | 3 | 8' - 3" | 3' - 5 1/8" | 3 | 8' - 3" | 3' - 5 1/8" | 2 | 13' - 9" | 4' - 9 5/8" | 2 | 13' - 9" | 4' - 9 5/8" |
| 2x8 | 3 | 9' - 6" | 3' - 10" | 3 | 9' - 6" | 3' - 10" | 3 | 9' - 6" | 3' - 10" | 3 | 9' - 6" | 3' - 10" |
| 2x9 | 4 | 7' - 9" | 3' - 4 1/4" | 3 | 10' - 9" | 4' - 2 3/4" | 3 | 10' - 9" | 4' - 2 3/4" | 3 | 10' - 9" | 4' - 2 3/4" |
| 2x10 | 4 | 8' - 9" | 3' - 6 1/8" | 4 | 8' - 9" | 3' - 6 1/8" | 3 | 11' - 9" | 4' - 10 5/8" | 3 | 11' - 9" | 4' - 10 5/8" |
| 2x11 | 4 | 9' - 6" | 4' - 0 1/2" | 4 | 9' - 6" | 4' - 0 1/2" | 4 | 9' - 6" | 4' - 0 1/2" | 4 | 9' - 6" | 4' - 0 1/2" |
| 2x12 | 5 | 8' - 3" | 3' - 5 1/4" | 4 | 10' - 6" | 4' - 2 1/4" | 4 | 10' - 6" | 4' - 2 1/4" | 4 | 10' - 6" | 4' - 2 1/4" |
| 2x13 | 5 | 9' - 0" | 3' - 7 1/8" | 5 | 9' - 0" | 3' - 7 1/8" | 4 | 11' - 3" | 4' - 8 5/8" | 4 | 11' - 3" | 4' - 8 5/8" |
| 2x14 | 5 | 9' - 9" | 3' - 8 7/8" | 5 | 9' - 9" | 3' - 8 7/8" | 4 | 12' - 3" | 4' - 10 3/8" | 4 | 12' - 3" | 4' - 10 3/8" |
| 2x15 | 5 | 10' - 3" | 4' - 4 3/4" | 5 | 10' - 3" | 4' - 4 3/4" | 5 | 10' - 3" | 4' - 4 3/4" | 5 | 10' - 3" | 4' - 4 3/4" |
| 2x16 | 6 | 9' - 0" | 4' - 0 5/8" | 5 | 11' - 0" | 4' - 6 5/8" | 5 | 11' - 0" | 4' - 6 5/8" | 5 | 11' - 0" | 4' - 6 5/8" |
| 2x17 | 6 | 9' - 9" | 3' - 9 7/8" | 6 | 9' - 9" | 3' - 9 7/8" | 5 | 11' - 9" | 4' - 8 3/8" | 5 | 11' - 9" | 4' - 8 3/8" |
| 2x18 | 6 | 10' - 3" | 4' - 2 3/4" | 6 | 10' - 3" | 4' - 2 3/4" | 6 | 10' - 3" | 4' - 2 3/4" | 6 | 10' - 3" | 4' - 2 3/4" |
| 2x19 | 7 | 9' - 3" | 3' - 9" | 6 | 10' - 9" | 4' - 7 1/2" | 6 | 10' - 9" | 4' - 7 1/2" | 6 | 10' - 9" | 4' - 7 1/2" |
| 2x20 | 7 | 9' - 9" | 3' - 10 7/8" | 7 | 9' - 9" | 3' - 10 7/8" | 6 | 11' - 6" | 4' - 4 7/8" | 6 | 11' - 6" | 4' - 4 7/8" |
| 2x21 | 7 | 10' - 3" | 4' - 0 3/4" | 7 | 10' - 3" | 4' - 0 3/4" | 6 | 12' - 0" | 4' - 9 3/4" | 6 | 12' - 0" | 4' - 9 3/4" |
| 2x22 | 8 | 9' - 3" | 4' - 1" | 7 | 10' - 9" | 4' - 2 1/2" | 7 | 10' - 9" | 4' - 2 1/2" | 7 | 10' - 9" | 4' - 2 1/2" |
| 2x23 | 8 | 9' - 9" | 3' - 11 7/8" | 7 | 11' - 3" | 4' - 4 3/8" | 7 | 11' - 3" | 4' - 4 3/8" | 7 | 11' - 3" | 4' - 4 3/8" |
| 2x24 | 8 | 10' - 3" | 3' - 10 5/8" | 8 | 10' - 3" | 3' - 10 5/8" | 7 | 11' - 9" | 4' - 6 1/8" | 7 | 11' - 9" | 4' - 6 1/8" |
| 2x25 | 9 | 9' - 6" | 3' - 5" | 8 | 10' - 6" | 4' - 8" | 7 | 12' - 3" | 4' - 8" | 7 | 12' - 3" | 4' - 8" |
| 2x26 | 9 | 9' - 9" | 4' - 0 7/8" | 9 | 9' - 9" | 4' - 0 7/8" | 8 | 11' - 0" | 4' - 6 7/8" | 8 | 11' - 0" | 4' - 6 7/8" |
| 2x27 | 9 | 10' - 3" | 3' - 8 5/8" | 9 | 10' - 3" | 3' - 8 5/8" | 8 | 11' - 6" | 4' - 5 5/8" | 8 | 11' - 6" | 4' - 5 5/8" |
| 2x28 | 10 | 9' - 6" | 3' - 7 1/2" | 9 | 10' - 6" | 4' - 4 1/2" | 9 | 10' - 6" | 4' - 4 1/2" | 9 | 10' - 6" | 4' - 4 1/2" |
| 2x29 | 10 | 9' - 9" | 4' - 1 3/4" | 9 | 11' - 0" | 4' - 0 1/4" | 9 | 11' - 0" | 4' - 0 1/4" | 9 | 11' - 0" | 4' - 0 1/4" |
| 2x30 | 11 | 9' - 3" | 3' - 5 1/8" | 10 | 10' - 0" | 4' - 8 1/8" | 9 | 11' - 3" | 4' - 8 1/8" | 9 | 11' - 3" | 4' - 8 1/8" |

For more information on the above tables, see the DGFT construction drawings, sheets SD-100, SD-300, SD-400, and SD-500. The analysis does not include specific corrosion requirements.

If you have any questions on the above, please contact Unirac, Inc. or DOTec Engineering, Inc.

Certification by: 


Dr. Ildelfonso "Al" Gonzalez, P.E. PhD

New York #85758

DOTec Engineering, Inc.

St. Charles, MO



 (Dr. Ildelfonso Gonzalez P.E. PhD)